

Police Department Annual Report

May 5, 2026



Police Call Volume

	2022	2023	2024	2025
911 Calls	17,412	18,834	17,136	18,599
10-Digit Emergency Inbound	13,851	13,669	12,274	12,137
Admin Inbound	37,426	37,627	36,893	34,102
Abandoned Calls	1,698	1,379	1,659	1,359
Total Inbound Calls	70,387	71,509	67,962	66,197



All Outbound Calls	27,657	26,791	21,993	21,328
Total Inbound/Outbound Calls	98,044	98,300	89,995	87,525

Response Times

	2025
Average priority 1 response times	7:26
Average priority 2 response times	14:05
Average priority 3 response times	26:15
Overall average response times	17:36

	2022	2023	2024
Emergency Response Times	4:40	5:19	5:16
Non-Emergency Response Times	22:49	24:57	19:34

Crime Statistics


	UCR	UCR	UCR	CIBRS
Crime Category	2022	2023	2024	2025
Homicide	0	3	1	2
Rape	11	20	6	7
Robbery	18	33	35	32
Aggravated assault	53	36	42	44
Burglary	144	206	155	136
Motor vehicle theft	98	188	171	114
Larceny/theft	1,108	1,100	948	787
Arson	3	6	4	6
Total violent crime	82	92	84	85
Total property crime	1,353	1,500	1,278	1,043
Total crime reported	1,435	1,592	1,362	1,128

Clearance Rates

	UCR	UCR	UCR
	2022	2023	2024
Violent crime clearance rate	93%	87%	93%
Property crime clearance rate	20%	26%	21%
Cases assigned to investigators	1,811	1,521	1,510
Search warrants authored or served	166	182	19

	CIBRS 2025
Violent crime clearance rate	65%
Property crime clearance rate	18%
Cases assigned to investigators	1,511
Search warrants authored or served	322





Arrests



Arrests	2022	2023	2024	2025
Total arrests	1,171	1,219	980	854
Adult arrests	1,123	1,129	935	808
Juvenile arrests	48	90	45	46
Felony arrests	193	184	156	217
Misdemeanor arrests	978	1035	824	637



Enforcement Activity



Officer-Initiated Activity	2022	2023	2024	2025
Traffic Stops	11,727	9,345	5,532	6,510
Moving/Mechanical Citation	1,296	1,427	624	2,174
Parking Citations	956	1,232	1,090	1,179
Courtesy Citations	921	843	421	1,048
Total Citations	3,173	3,502	2,135	4,401
On-view Incidents	22,938	21,831	22,094	28,090

Community Service Officers

Reports taken: 910

Cites issued: 1,029


Abandon vehicle tows: 46 (of 58)

Animal Services

Incidents: 603

Cases: 29

Cites issued: 9



Cadets

- Reports taken: 60
- Cites issued: 11
- Over 500 hours of video redaction



Records Unit

- PRA Requests 1287
- Cases Processed 3684
- Citations Processed 256





Traffic Safety



	2022	2023	2024	2025
Total collisions	320	369	323	312
Injury collisions	173	216	186	175
Fatal collisions	1	0	2	2
DUI collisions	38	42	34	43
Pedestrian-involved collisions	17	18	11	9
Bicycle-involved collisions	29	30	29	33
DUI arrests	87	104	92	131

Alternative Response Unit

	2024	2025
ARU calls for service	1,268	1,184
Deferred from Patrol	457	483
Assisted Patrol	303	252
Mental health interventions- proactive	508	449


- Deferred: Call handled by ARU instead of Patrol
- Assisted: ARU assisted Patrol with call
- Proactive: Call initiated by ARU

ARU had the same number of 5150/5585 holds in 2025 as they did in 2024 with 172.



School Resource Officers & SCORE

	2025
Requests for service	323
Reports written	28
Arrests	4



Use of Force

	2022	2023	2024	2025
Chemical Agent	0	0	0	0
Conducted Energy Device	0	3	3	1
Control Hold	32	42	45	44
Display of a Firearm	47	82	23	30
Firearm	1	0	0	0
Impact Weapon	0	0	1	0
Kinetic Energy Device	2	1	0	0
K9	0	0	0	0
Takedown	11	23	15	13
Distraction Strike	0	0	0	1
Total	93	151	87	89

Personnel Complaints and Accountability

	2022	2023	2024	2025
Total complaints received	9	8	20	4
External complaints	4	6	13	4
Internal complaints	5	2	7	0
Sustained findings	4	2	6	1

*Findings on one external complaint pending

Hiring & Staffing

	Current
Authorized sworn positions	82
Filled sworn positions	81
Vacant sworn positions	1
Deployable sworn positions	64
Authorized professional staff positions	35
Filled professional staff positions	35
Vacant professional staff positions	0

	2025
Sworn hires	7
Professional staff hires	3
Retirements	6
Resignations	0
Promotions	4



Training & Professional Development

	2024	2025
Total training hours completed	10,338	12,100
Average training hours per employee	88	103
Mandatory training compliance rate	100%	100%



Volunteers in Police Service - VIPS

	2022	2023	2024	2025
Volunteers in Police Service members	16	15	18	19
Volunteer hours	1,756	3,669	5,690	8,071



Calls for service (primary): 517

Hours: 1822 Administrative work, 4694 Patrol, 734 Special Events, 86 Therapy Dog



Explorer Program

	2022	2023	2024	2025
Explorer Members	14	17	21	23



Specialized Units, Technology, and Operational Improvements

Real Time Information Center (RTIC)

- Calls for service assists: 303
- Assists with arrests: 15
- Investigative research: 266

Drone assistance requests:

- 18 requests (1x unavailable, 4x we canceled)
- 13 responses



Promotions

Dispatch Supervisor – Danielle Fowler
Sergeant- Brian Jewell
Sergeant- Ken White
Lieutenant- Jason Hunter



Years of service

20 years:

- Sergeant Billdt 20 years
- Officer Tujague 20 years
- Reserve Officer Higgins 20 years



Priorities for Coming Year

- Drone Program
 - Purposes-
 - Elevated risk incidents
 - Missing or at-risk person searches
 - Crime and collision scene documentation
 - Close-quarters and indoor operations
 - Support other City departments
 - Citywide emergency management and response

Questions?

