

RESOLUTION NO. 33-17

RESOLUTION OF THE BOARD OF DIRECTORS OF DUBLIN SAN RAMON SERVICES DISTRICT ESTABLISHING LOCAL AND REGIONAL WASTEWATER RATES UNDER SECTION 5.30.020 (SERVICE AND DEMAND CHARGES) OF THE DISTRICT CODE AND RESCINDING RESOLUTION NO. 31-10.

WHEREAS, Section 5.30.020 of the District Code of Regulations allows the Board of Directors to establish user charges by resolution, and

WHEREAS, the current Local and Regional Wastewater Service Charges were adopted on July 20, 2010 by Resolution No. 31-10, and

WHEREAS, cost of service studies were completed to determine the rates needed for the Local and Regional Wastewater Enterprise, and

WHEREAS, on April 18, 2017, the Board was provided a comprehensive overview of the rate study process and assumptions, a financial review of the Wastewater Enterprises and a presentation of rate allocations to review and provided guidance on the adoption thereof.

NOW, THEREFORE, BE IT RESOLVED BY THE BOARD OF DIRECTORS OF DUBLIN SAN RAMON SERVICES DISTRICT, a public agency located in the Counties of Alameda and Contra Costa, California as follows:

1. The Consumer Price Index — All urban Consumers for the San Francisco-Oakland-San Jose, California area (CPI), provides an appropriate and accurate measure of the increases in operating costs of the sort used to calculate the amount of the District's user charges, and the Board therefore adopts said Consumer Price Index as the index for measuring increases in the cost of such costs for the purpose of future automatic adjustments to the District's user charges.
2. The Local and Regional Wastewater Rates as shown in the attached Exhibit A are hereby established effective July 1, 2017.
3. Unless otherwise acted upon by the Board, the amount of the Local Wastewater Rates will be adjusted automatically effective July 1 of each year as shown in the attached Exhibit A, commencing with FYE 2018 and ending with FYE 2022, unless further authorized pursuant to the procedures specified in section 6 of article XIID of the California Constitution and Government Code section 53755.
4. Unless otherwise acted upon by the Board, the amount of the Regional Wastewater Rates will be automatically adjusted effective July 1 of each year by the CPI as defined above and as described in the sentence that follows. The General Manager is authorized and directed to increase the Regional Wastewater Rates by the percentage by which the most recent CPI available as of the last day of February for that calendar year has increased in relation to the most recent corresponding CPI available the last day of February of the preceding calendar year. Examples of how a 2% CPI would affect the Regional Wastewater Rates is shown in the attached Exhibit A. These automatic increases shall apply to FYE 2019, FYE 2020, FYE 2021 and FYE 2022, unless further authorized pursuant to the procedures specified in section 6 of article XIID of the California Constitution and Government Code section 53755.

Res. No. 33-17


5. The General Manager shall post the new Local and Regional Wastewater Rates on the District's website by March 31 of each year and customers shall receive notification thereof in accordance with section 53756 of the Government Code.
6. Resolution No. 31-10 is rescinded effective July 1, 2017, and is included as Exhibit B to this document.

ADOPTED by the Board of Directors of the Dublin San Ramon Services District, a public agency in the State of California, Counties of Alameda and Contra Costa, at its regular meeting held on the 20th day of June 2017, and passed by the following vote:

AYES: 4 - Directors D.L. (Pat) Howard, Georgean M. Vonheeder-Leopold,
Edward R. Duarte, Richard M. Halket

NOES: 0

ABSENT: 1 - Director Madelyne A. Misheloff



Richard M. Halket, President

ATTEST: 
Nicole Genzale, District Secretary

Current and Proposed Wastewater Rates by customer Type							Exhibit A
Note: Regional Rates will be adjusted upward annually by the February to February CPI increase effective FYE 2019 to 2022.							
		FYE 2018	FYE 2019	FYE 2020	FYE 2021	FYE 2022	
	Current Total	Proposed	Proposed	Proposed	Proposed	Proposed	
ANNUAL BILLING ON PROPERTY TAXES	Annual Rate	Annual Rate	Annual Rate	Annual Rate	Annual Rate	Annual Rate	
<i>Single Family and Townhouse</i>							
Local collection	69.84	84.84	99.84	111.84	123.84	135.84	
Regional treatment	312.54	312.54	318.79	325.17	331.67	338.30 *	
Total	382.38	397.38	418.63	437.01	455.51	474.14 *	
<i>Condo</i>							
Local collection	52.44	63.70	74.97	83.98	92.99	102.00	
Regional treatment	207.90	207.90	212.06	216.30	220.63	225.04 *	
Total	260.34	271.60	287.02	300.28	313.61	327.03 *	
BI-MONTHLY BILLING							
<i>Residential -Multi-family</i>							
Local collection	7.60	9.23	10.86	12.17	13.48	14.78	
Regional treatment	28.99	28.99	29.57	30.16	30.76	31.38 *	
Total	36.59	38.22	40.43	42.33	44.24	46.16 *	
*Note: Regional Rates will be adjusted upward annually by the February to February CPI increase for each of the fiscal years ending 2019, 2020, 2021 and 2022.							
The Regional Rates shown above for FYE 2019 to 2022 are for illustrative purposes only and assumes a 2% CPI increase to provide the ratepayer an estimate of possible increases in the Regional Rates. As per the Board Resolution, the actual adjustment to the Regional Rates will be in the amount of the actual CPI increases in these fiscal years, unless otherwise acted upon by the Board based on the health of the Regional Wastewater Fund.							

Current and Proposed Wastewater Rates by customer type							Exhibit A
Note: Regional Rates will be adjusted upward annually by the February to February CPI increase effective FYE 2019 to 2022.							
	Current Total	FYE 2018	FYE 2019	FYE 2020	FYE 2021	FYE 2022	
Bi-monthly billing	Annual Rate	Proposed Annual Rate	Proposed Annual Rate	Proposed Annual Rate	Proposed Annual Rate	Proposed Annual Rate	
Commercial **							
Low - Less than 300 mg/L							
Auto Steam Clean - Local Collection	0.62	0.75	0.89	0.99	1.10	1.21	
Auto Steam Clean - Regional Treatment	7.32	2.37	2.42	2.47	2.52	2.57 *	
	7.94	3.12	3.30	3.46	3.61	3.77 *	
Bakery - Local Collection	0.62	0.75	0.89	0.99	1.10	1.21	
Bakery - Regional Treatment	5.51	2.37	2.42	2.47	2.52	2.57 *	
	6.13	3.12	3.30	3.46	3.61	3.77 *	
Commercial Laundry - Local Collection	0.62	0.75	0.89	0.99	1.10	1.21	
Commercial Laundry - Regional Treatment	3.14	2.37	2.42	2.47	2.52	2.57 *	
	3.76	3.12	3.30	3.46	3.61	3.77 *	
Mortuaries - Local Collection	0.62	0.75	0.89	0.99	1.10	1.21	
Mortuaries - Regional Treatment	6.15	2.37	2.42	2.47	2.52	2.57 *	
	6.77	3.12	3.30	3.46	3.61	3.77 *	
All other commercial - Local Collection	0.62	0.75	0.89	0.99	1.10	1.21	
All other commercial - Regional Treatment	2.63	2.37	2.42	2.47	2.52	2.57 *	
	3.25	3.12	3.30	3.46	3.61	3.77 *	
** Strength factor is an average of Bio-Chemical Oxygen demand and Total Suspended Solids. The commercial business' listed above in Low/Med/High categories are only examples of where they may fall; the business' actual strength factor will determine their billing category.							
*Note: Regional Rates will be adjusted upward annually by the February to February CPI increase for each of the fiscal years ending 2019, 2020, 2021 and 2022.							
The Regional Rates shown above for FYE 2019 to 2022 are for illustrative purposes only and assumes a 2% CPI increase to provide the ratepayer an estimate of possible increases in the Regional Rates. As per the Board Resolution, the actual adjustment to the Regional Rates will be in the amount of the actual CPI increases in these fiscal years, unless otherwise acted upon by the Board based on the health of the Regional Wastewater Fund.							

Current and Proposed Wastewater Rates by customer Type							Exhibit A
Note: Regional Rates will be adjusted upward annually by the February to February CPI increase effective FYE 2019 to 2022.							
	Current Total	FYE 2018	FYE 2019	FYE 2020	FYE 2021	FYE 2022	
	Annual Rate	Proposed Annual Rate	Proposed Annual Rate	Proposed Annual Rate	Proposed Annual Rate	Proposed Annual Rate	
Bi-monthly billing							
Commercial Users **							
Medium - > 300 and <600 mg/L							
Restaurant Fast Food - Local Collection	0.62	0.75	0.89	0.99	1.10	1.21	
Restaurant Fast Food - Regional Treatment	3.83	4.75	4.85	4.94	5.04	5.14 *	
	4.45	5.50	5.73	5.93	6.14	6.35 *	
Restaurant Full Service - Local Collection	0.62	0.75	0.88	0.99	1.09	1.20	
Restaurant Full Service - Regional Treatment	4.38	4.75	4.85	4.94	5.04	5.14 *	
	5.00	5.50	5.73	5.93	6.14	6.34 *	
High - >600 mg/L							
Grocery - Garbage Disposal - Local Collection	0.62	0.75	0.88	0.99	1.09	1.20	
Grocery - Garbage Disposal - Wastewater Tr	5.77	6.63	6.76	6.90	7.04	7.18 *	
	6.39	7.38	7.65	7.89	8.13	8.38 *	
** Strength factor is an average of Bio-Chemical Oxygen demand and Total Suspended Solids. The commercial business' listed above in Low/Med/High categories are only examples of where they may fall; the business' actual strength factor will determine their billing category.							
*Note: Regional Rates will be adjusted upward annually by the February to February CPI increase for each of the fiscal years ending 2019, 2020, 2021 and 2022.							
The Regional Rates shown above for FYE 2019 to 2022 are for illustrative purposes only and assumes a 2% CPI increase to provide the ratepayer an estimate of possible increases in the Regional Rates. As per the Board Resolution, the actual adjustment to the Regional Rates will be in the amount of the actual CPI increases in these fiscal years, unless otherwise acted upon by the Board based on the health of the Regional Wastewater Fund.							

Current and Proposed Wastewater Rates by customer Type							Exhibit A
Note: Regional Rates will be adjusted upward annually by the February to February CPI increase effective FYE 2019 to 2022.							
	Current Total	FYE 2018	FYE 2019	FYE 2020	FYE 2021	FYE 2022	
	Annual Rate	Proposed Annual Rate	Proposed Annual Rate	Proposed Annual Rate	Proposed Annual Rate	Proposed Annual Rate	
Bi-monthly billing							
Sceptic Hauler - per gallon - treatment only	0.06	0.06	0.06	0.06	0.06	0.06 *	
Institutional Users							
Schools - Sub metered - Local	0.62	0.75	0.88	0.99	1.09	1.20	
Schools - Sub metered - Regional	2.29	2.37	2.42	2.47	2.52	2.57 *	
	2.91	3.12	3.30	3.45	3.61	3.77 *	
Schools - not sub metered - Local	0.62	0.75	0.88	0.99	1.09	1.20	
Schools - not sub metered - Regional	1.75	1.81	1.84	1.87	1.90	1.93 *	
	2.37	2.56	2.72	2.86	2.99	3.13 *	
Industrial and Demand Users							
Low - <1,000 mg/L - Local	Not	0.75	0.88	0.99	1.09	1.20	
Low - <1,000 mg/L - Regional	comparable	8.14	8.30	8.47	8.64	8.81 *	
		8.89	9.19	9.46	9.73	10.01 *	
Medium >1,000 and < 1,500 mg/L - Local	Not	0.75	0.88	0.99	1.09	1.20	
Medium >1,000 and < 1,500 mg/L - Regional	comparable	10.23	10.43	10.64	10.86	11.07 *	
		10.98	11.32	11.63	11.95	12.27 *	
High > 1,500 mg/L - Local	Not	0.75	0.88	0.99	1.09	1.20	
High > 1,500 mg/L - Regional	comparable	12.33	12.58	12.83	13.08	13.35 *	
		13.08	13.46	13.82	14.18	14.55 *	
** Strength factor is an average of Bio-Chemical Oxygen demand and Total Suspended Solids. The commercial business' listed above in Low/Med/High categories are only examples of where they may fall; the business' actual strength factor will determine their billing category.							
*Note: Regional Rates will be adjusted upward annually by the February to February CPI Increase for each of the fiscal years ending 2019, 2020, 2021 and 2022.							
The Regional Rates shown above for FYE 2019 to 2022 are for illustrative purposes only and assumes a 2% CPI Increase to provide the ratepayer an estimate of possible increases in the Regional Rates. As per the Board Resolution, the actual adjustment to the Regional Rates will be in the amount of the actual CPI increases in these fiscal years, unless otherwise acted upon by the Board based on the health of the Regional Wastewater Fund.							

RESOLUTION NO. 31-10

RESOLUTION OF THE BOARD OF DIRECTORS OF DUBLIN SAN RAMON SERVICES DISTRICT ESTABLISHING REGIONAL AND LOCAL SEWER SERVICE CHARGES UNDER SECTION 7.6.01 (SERVICE AND DEMAND CHARGES) OF THE DISTRICT CODE AND RESCINDING RESOLUTION NOS. 8-08 AND 10-08

WHEREAS, Section 7.6.01 of the District Code of Regulations allows the Board of Directors to establish user charges by resolution; and

WHEREAS, the current Regional and Local Sewer Service Charges were adopted by Resolution Nos. 8-08 and 10-08; and

WHEREAS, this action does not change, or increase (as defined in Government Code Section 53750(h)) the respective amounts of the Local Sewer Service Charges as previously adopted pursuant to Resolution No. 8-08 and currently in effect; and

WHEREAS, a cost of service study was completed to determine the rates needed for the Regional Sewer Enterprise; and

WHEREAS, in order to provide 30 days mailed notice to customers of annual increases to rates it is necessary to change from the April Consumer Price Index to the February Consumer Price Index.

NOW, THEREFORE, BE IT RESOLVED BY THE BOARD OF DIRECTORS OF DUBLIN SAN RAMON SERVICES DISTRICT, a public agency located in the counties of Alameda and Contra Costa as follows:

1. The Consumer Price Index— All urban Consumers for the San Francisco-Oakland-San Jose, California area, provides an appropriate and accurate measure of the increases in operating costs of the sort used to calculate the amount of the District's user charges, and the Board therefore adopts said Consumer Price Index as the index for measuring increases in the cost of such costs for the purpose of future automatic adjustments to the District's user charges.
2. The Regional and Local Sewer Service Charges as shown in the attached Exhibits A and B are hereby established.
3. The Regional and Local Sewer Service Charges in the attached Exhibit B shall be automatically increased effective each July 1 beginning in 2011 in the manner described in the remainder of this subparagraph without further Board action or

Res. No. 31-10

review. The General Manager is authorized and directed to increase those user charges by the percentage by which the most recent Consumer Price Index - All Urban Consumers for the San Francisco-Oakland-San Jose, California area available as of the last day of February has increased in relation to the most recent corresponding Consumer Price Index available the preceding last day of February. The General Manager shall post the new user charges on the District's website by March 31 of each year and customers shall receive notification of the new rates in accordance with Section 53756 of the Government Code.


4. Unless otherwise acted upon by the Board, the amount of the user charges will be automatically re-calculated each year and the user charges shall be adjusted effective July 1 of each subsequent year in the manner described in the preceding subparagraph. The automatic increases shall cease after July 1, 2015, unless further authorized pursuant to the procedures specified in Section 6 of Article XIII D of the California Constitution and Government Code Section 53755.
5. Resolution Nos. 8-08 and 10-08 are rescinded effective January 1, 2011.

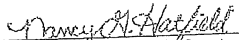
ADOPTED by the Board of Directors of Dublin San Ramon Services District, a public agency in the State of California, counties of Alameda and Contra Costa, at its regular meeting held on the 20th day of July 2010, and passed by the following vote:

AYES: 5 - Directors D.L. (Pat) Howard, Georjean M. Vonheeder-Leopold,
Richard M. Halket, Daniel J. Scannell, Jeffrey G. Hansen

NOES: 0

ABSENT: 0


Jeffrey G. Hansen, President

ATTEST: 
Nancy G. Hatfield, District Secretary

H:\Bates\07-20-10\Regional Rates\Local Rate Adjustment RES.doc