

City of Pleasanton, CA


FY2019/20 - FY2022/23

Capital Improvement Program



CITY OF PLEASANTON, CALIFORNIA CAPITAL IMPROVEMENT PROGRAM

FY 2019/20 – FY 2022/23



City Council

Jerry Thorne, Mayor
Karla Brown, Vice Mayor
Kathy Narum, Councilmember
Jerry Pentin, Councilmember
Julie Testa, Councilmember

Staff

Nelson Fialho, City Manager
Brian Dolan, Assistant City Manager
Tina Olson, Director of Finance

Table of Contents

Page

Capital Improvement Program Overview and Summary 1

Summary Financial Tables

CIP Fund Balance - All Funds 14

CIP Revenue - All Funds 16

CIP Projects by Funding Source 18

Capital Improvement Program Projects

Transportation and Streets Infrastructure 21

Transportation and Streets Infrastructure Projects By Funding Source 22

Parks 51

Parks Projects By Funding Source 52

Miscellaneous 71

Miscellaneous Projects By Funding Source 72

Water 91

Water Projects By Funding Source 92

Sewer 103

Sewer Projects By Funding Source 104


CAPITAL IMPROVEMENT PROGRAM

FY 2019/20 – FY 2022/23

MEMORANDUM

Date: May 28, 2019

To: Mayor and City Council

From: Nelson Fialho, City Manager 

Subject: Capital Improvement Program for Fiscal Years 2019/20 to Fiscal Years 2022/23

I. INTRODUCTION AND OVERVIEW

This Capital Improvement Program (CIP) has been prepared to provide the City Council, and the community, with information outlining capital improvement projects and revenues for the next four years. Consistent with the City's two-year Budget, it is recommended that the first two years of the CIP be adopted and that funds be appropriated to cover the projects included in these two years. The projects included in the final two years of the CIP are tentative based on currently identified needs and are subject to revision to accommodate changes in priorities and/or expected funding levels. As part of the ongoing budget-monitoring program, staff will conduct a thorough review of the Capital Improvement Program at the end of FY 2019/20 as part of the Mid-Term Budget process and will provide the City Council with any recommended changes to projects and revenues for FY 2020/21.

A portion of the total revenue available to the CIP is derived from revenues not yet received and subject to economic and political forces outside of the City's control such as development related fees and state gas tax funds. As a result, the City's ability to finance projects included in this program could change if the City does not receive some of the anticipated revenues.

Program Organization

This document is arranged by project category (i.e., Transportation and Streets, Parks, Miscellaneous, Water, and Sewer). Project description sheets, which provide a project description and project justification as well as cost and funding information, are included for each funded project in all five project categories in the sections highlighted by project tabs. Summary financial tables detailing expenditures for each CIP project category and a consolidation of funded projects in an alternative view showing funding by purpose is also included in this section. Detailed financial tables showing the specific funding sources for all projects are included in the respective CIP section.

Project identification numbers are included on project description sheets and financial tables. The first two digits of these numbers reflect the fiscal year the project was first funded and the additional digits reflect City project numbers. Page numbers identifying each project are included in the table of contents and on the summary financial tables.

Development of CIP Recommendations

As Council is aware, the CIP is presented to address the City's priority capital improvement needs over the next four years. When making decisions regarding project recommendations, staff relies on numerous sources of information including the City Council priorities contained in the 2-year Work Plan, the Bicycle and Pedestrian Master Plan, the Parks Master Plan, Cemetery Master Plan, Alviso Adobe Strategic Plan, Community Farm Master Plan, Lions Wayside Park Master Plan, Transportation Impact Fee project list, Pavement Management Plan, Repair and Replacement Plans and Water and Sewer Management Plans. Staff use these plans to develop cost estimates as well as recent design and construction costs.

STATUS OF CITY COUNCIL CIP PRIORITY PROJECTS

CIP Council Priority	CIP Category	Amount Funded	Year	Funding Status
Design & Construct "New" Fire Station #3	Miscellaneous	\$4,000,000	2019/20 & 2020/21	Fully funded
Expand Parking on Downtown Transportation Corridor	Miscellaneous	1,000,000	2019/20	Fully funded
Climate Action Plan (CAP) Update	Miscellaneous	150,000	2019/20	Fully funded
Fiber Master Plan	Miscellaneous	100,000	2019/20	Fully funded
Design Lighting Improvements on St. Mary from Peters to City's Railroad Parking Lot (including improved safety lighting in the parking area)	Miscellaneous	100,000	2019/20	Design only
Remove City Hall Modular Buildings	Miscellaneous	200,000	2020/21	Fully funded
Annual Sound wall Repair & Replacement	Miscellaneous	800,000	2019/20 thru 2022/23	Partially funded
Pioneer Cemetery Masterplan Implementation	Park	1,200,000	2019/20 thru 2022/23	Funds some of the projects identified in the masterplan
Amador Theater Facility Assessment	Park	100,000	2019/20	Fully funded
Softball Fieldhouse and Score Keepers' Booth Renovation	Park	1,091,000	2019/20	Fully funded
Replace Concession Stand #2 at Ken Mercer Sports Park	Park	75,000	2019/20	Fully funded
Century House Facility Masterplan	Park	100,000	2019/20	Fully funded
Bocce Ball Court Renovations at Centennial Park	Park	400,000	2019/20	Fully funded
Design Phase I of Bernal Community Farm	Park	350,000	2019/20	Design only
Design Inclusionary/All Access Playground	Park	400,000	2019/20	Design only
Design Skate Park	Park	400,000	2019/20	Design only
Tennis and Community Park Sand Volley Ball Court Lighting	Park	250,000	2020/21	Fully funded
Lions Wayside and Delucchi Park Renovation	Park	3,000,000	2021/22	Fully funded
Mountain Bike Trail	Park	130,000	2019/20	Fully funded
Hopyard Road and Owens Drive Intersection Improvements	Transportation & Streets	780,000	2019/20	Fully funded
Design Sunol Blvd Interchange Improvements	Transportation & Streets	13,550,000	2019/20 & 2022/23	Fully funded
Bernal Park and Ride Lot	Transportation & Streets	965,000	2022/23	Fully funded
Old Vineyard Avenue Pedestrian Trail - Phases II & III	Transportation & Streets	525,000	2020/21	Fully funded
Total City Council CIP Priorities		\$29,666,000		

City Council CIP Priority Projects

As indicated above, the majority of the City Council priority capital projects are included in the CIP and fully funded. There are four projects – Design Lighting Improvements on St. Mary from Peters to City’s Railroad Parking Lot, Design Phase I of Bernal Community Farm, Design Inclusionary/All Access Playground, and Design Skate Park – for which the CIP includes design funds but not construction funding. Staff will develop plans to fully fund these projects during the design phase. There are two projects – Pioneer Cemetery Masterplan Implementation and Annual Sound Wall Repair and Replacement – where the CIP allocation will enable the City to make progress towards completing the overall project.

II. PROGRAM FINANCIAL OVERVIEW

A summary of available annual financial resources (including beginning balances) and recommended annual expenditures are listed in the tables below. Summary financial tables showing all recommended projects and available funding are included at the end of this section. All project expenditures and revenues segregated by source are included in the detailed financial tables located in the respective CIP project category.

All of the revenues identified below – development fees, gas taxes, grants, interest earnings, and General Fund, are projected based on staff estimates in the year they are expected to be received. As indicated previously, staff utilizes the Mid-Term CIP to make any adjustments necessary to address fluctuations in estimated revenues or project expenditures that assures the CIP accurately reflects project development.

The three tables listed below provide a general summary of revenues and expenditures by CIP project category and major funding sources.

PROJECTED AVAILABLE ANNUAL FINANCIAL RESOURCES¹

CIP Program Category	FY 2019/20	FY 2020/21	FY 2021/22	FY 2022/23	Totals
Miscellaneous	\$26,307,703	\$26,886,061	\$24,554,222	\$26,348,525	\$49,261,177
Parks	9,071,905	7,167,831	10,537,031	7,011,231	16,559,505
Sewer	8,170,443	7,681,775	6,697,875	7,189,125	11,206,625
Transportation and Street Infrastructure	24,056,190	38,672,658	37,349,281	44,705,832	70,647,832
Water	10,057,453	9,582,773	8,359,413	9,877,233	20,604,733
Totals	\$77,663,695	\$89,991,099	\$87,497,823	\$95,131,947	\$168,279,873

*FY 2021/22 and FY 2022/23 includes estimates of \$5 million in annual General Fund allocations. However, actual allocations will occur in the FY 2021/22 and FY 2022/23 budget.

¹To accurately reflect the amount of financial resources available each year by category, the above annual dollar amounts include all available resources for each year including beginning fund balances. However, the “Total” column has been adjusted to reflect only the FY 2019/20 beginning fund balance. As a result, the “Total” column does not equal the sum of the individual years.

PROJECT EXPENDITURES AND RESERVES

CIP Program Category	FY 2019/20	FY 2020/21	FY 2021/22	FY 2022/23	Totals
Miscellaneous	\$8,887,249	\$5,417,691	\$5,841,573	\$2,696,538	\$22,843,051
Park	4,746,000	2,418,413	4,325,000	1,050,000	12,539,413
Transportation	9,066,832	11,157,168	6,543,000	19,613,000	46,380,000
Sewer	1,803,500	1,778,000	436,000	595,000	4,612,500
Water	4,093,500	4,458,000	2,176,000	3,495,000	14,222,500
Totals	\$28,597,081	\$25,229,272	\$19,321,573	\$27,449,538	\$100,597,464

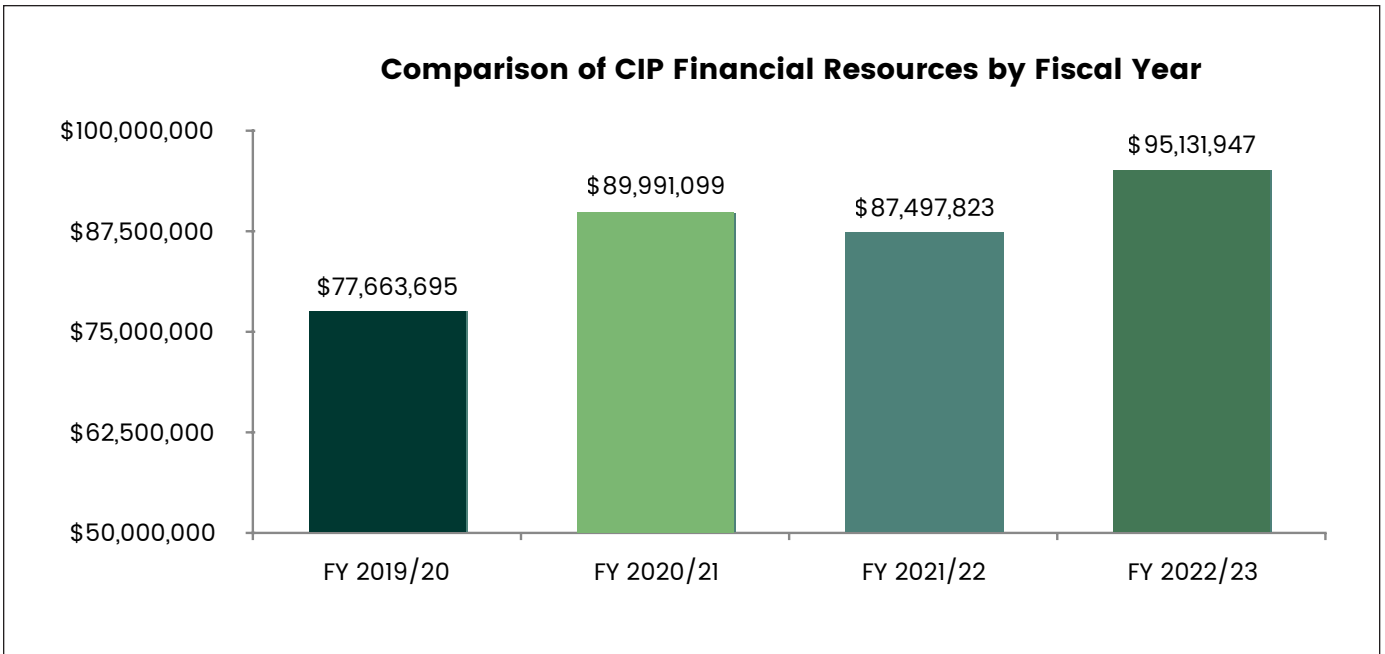
The table below lists revenues by source, expenditures, and balances by year.

SOURCES OF FINANCIAL RESOURCES, EXPENDITURES, AND FUND BALANCES

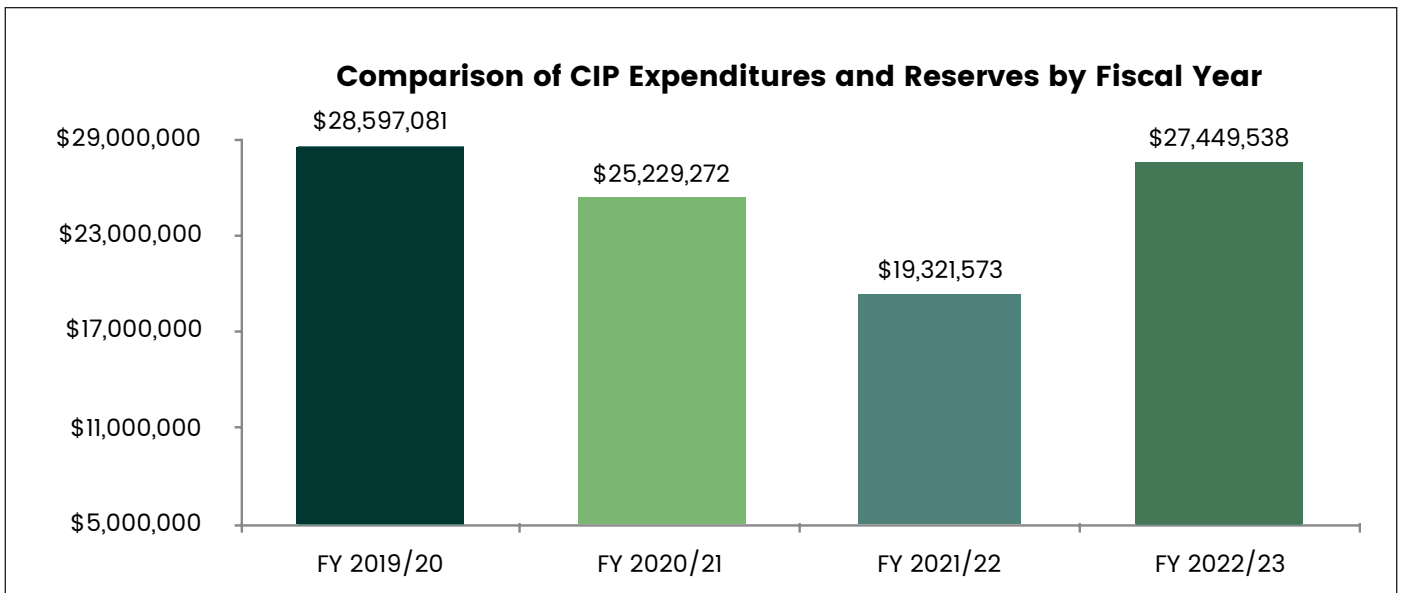
Category	FY 2019/20	FY 2020/21	FY 2021/22	FY 2022/23	Totals
Beginning Balance*	\$52,180,830	\$49,066,614	\$64,761,827	\$68,176,250	\$52,180,830
Gas Tax, Measure B, BB & Highway Funds	5,863,721	5,873,315	5,873,315	5,873,315	23,483,666
City Development Fees	4,483,706	18,814,208	986,821	8,497,442	32,782,177
City Utility Connection Fees	272,701	699,252	44,340	336,670	1,352,963
Non-City Development Fees	194,521	1,011,293	34,573	297,492	1,537,879
Grants and Miscellaneous	1,555,628	1,155,628	190,628	190,628	3,092,512
Annual General Fund Contribution	5,200,000	5,000,000	5,000,000	5,000,000	20,200,000
Transfers from Other Funds	7,541,548	7,962,549	10,195,945	6,375,910	32,075,952
Interest Earnings	371,040	408,240	410,374	384,240	1,573,894
Totals	\$77,663,695	\$89,991,099	\$87,497,823	\$95,131,947	\$168,279,873
Expenditures	28,189,081	24,921,272	18,913,573	27,041,538	99,065,464
Reserves	408,000	308,000	408,000	408,000	1,532,000
Total Expenditures and Reserves	\$28,597,081	\$25,229,272	\$19,321,573	\$27,449,538	\$100,597,464
Ending Balance	\$49,066,614	\$64,761,827	\$68,176,250	\$67,682,409	\$67,682,409

*Represents the beginning unappropriated amount.

Total available financial resources, including unappropriated beginning fund balances and transfers, projected in the first two funded years of this CIP are approximately \$77.7 million for FY 2019/20 and \$90.0 million for FY 2020/21 for a total of \$167.7 million over the two funded years of this program. Of this amount, as noted above, a total of \$101.2 million is in the beginning fund balance which as discussed later in this introduction comes from various sources. The following chart provides a graphic representation of a comparison of total financial resources between the four years of the CIP.



Total expenditures and reserves recommended in the first two years of this CIP are approximately \$28.6 million for FY 2019/20 and \$25.2 million for FY 2020/21 for a total of \$53.8 million over the two funded years of the CIP and a total of \$100.6 million over all four years. The following chart provides a graphic representation of a comparison of the CIP expenditures and reserves in each of the four years.



III. SUMMARY OF THE MAJOR REVENUE SOURCES

Beginning Balances

Beginning balances are developed based on revenue estimated to be available effective July 1, 2019. The estimated beginning balance, representing the unappropriated amount not counting existing project reserves, for all project categories for this CIP is \$52.2 million. While the beginning balances represent funds that have not been specifically appropriated, each beginning fund balance is a reflection of individual funds within each CIP project category and as such, a portion for the fund balances are earmarked for specific future uses.

Beginning balances for each CIP section are included in the detailed financial tables located in the in the respective CIP project category.

State and Local Gas Tax and Highway Related Revenue

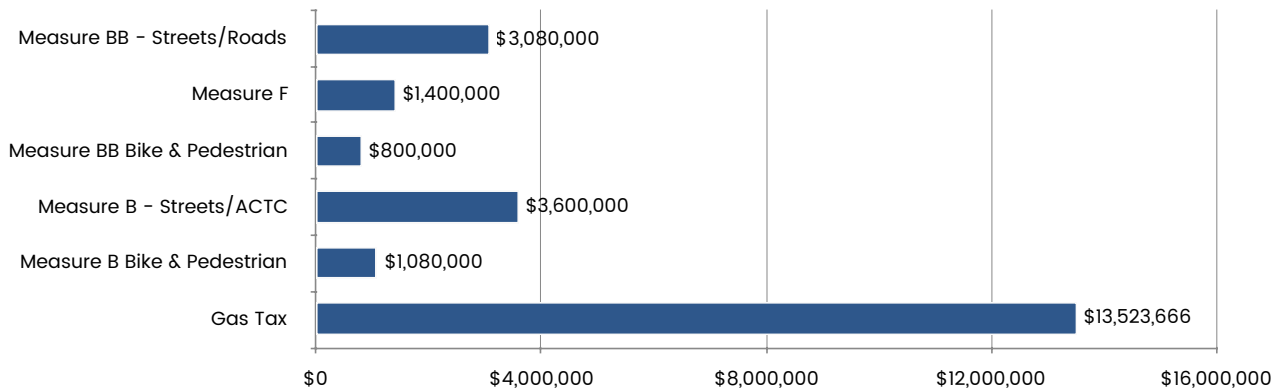
Gas taxes and Highway revenue is used for street repairs and improvements and placed in the Transportation and Streets section of the CIP. In addition to the Gas Tax collected annually from the state gas taxes, this CIP includes funding from Measure B, State vehicle registration fees, and grants. Gas tax revenues are allocated annually to cities on a statewide allocation formula which is based primarily on a population. These funds, which can be used for new construction or repair and maintenance of existing street systems or street lighting, are determined by the amount of gas sold in the state. A summary of Transportation and Street related revenue anticipated during the first two years of this CIP is detailed below.

In general, ongoing street maintenance revenues including Gas Tax, Measure B and BB, and State vehicle Registration Fees are expected to remain the same over the next four years. The table below details all street maintenance, bicycle, trails and pedestrian funds, excluding development fees and beginning balances included in the CIP.

SUMMARY OF RECURRING ROADWAY, BICYCLE, TRAILS, AND PEDESTRIAN FUNDING

CIP Program Category	FY 2019/20	FY 2020/21	FY 2021/22	FY 2022/23	Totals
Gas Tax	\$3,373,721	\$3,383,315	\$3,383,315	\$3,383,315	\$13,523,666
Measure B Bike & Pedestrian	270,000	270,000	270,000	270,000	1,080,000
Measure B - Streets/ACTC	900,000	900,000	900,000	900,000	3,600,000
Measure BB Bike & Pedestrian	200,000	200,000	200,000	200,000	800,000
Measure F	350,000	350,000	350,000	350,000	1,400,000
Measure BB - Streets/Roads	770,000	770,000	770,000	770,000	3,080,000
Totals	\$5,863,721	\$5,873,315	\$5,873,315	\$5,873,315	\$23,483,666

Roadway, Bicycle, Trails & Pedestrian Project Funding FY 2019/20 thru FY 2022/23



In addition to the above state and regional revenues, the CIP includes development related revenue from the Tri-Valley Transportation Fee, the Dougherty Valley Mitigation Fees and City Transportation Improvement Fees. Staff estimates that the City's 20% share of the Tri-Valley Transportation Development Fee will generate approximately \$1.6 million during the next four years of this program and this total amount is being placed in the Tri-Valley Transportation Development Fee Reserve for use on future not yet funded streets projects. This Reserve has an existing beginning balance of \$1.9 million. Staff did not project revenues from Dougherty Valley Mitigation Fees over the four years of the CIP other than interest earnings, because it is difficult to determine. Historically, the City has received between \$8,000 and \$30,000 annually from this fee. The Dougherty Valley Mitigation Reserve Fund which has a current existing beginning balance of \$255,709 which will also be applied to future eligible street projects.

As noted below, the Transportation and Streets category also included City Transportation Improvement Fees (TIF) estimated to be \$17.7 million over the four years of the CIP. However, as noted previously, the receipt of these funds is dependent upon the construction of anticipated new projects and therefore, it will be monitored as part of the Mid-Year and Mid-Term CIP's when appropriate adjustments will be made to reflect funds actually received. This fee revenue is applied only to projects allowed as part of the TIF Traffic Fee Study. Some of the more notable projects funded with this revenue source include the Sunol Boulevard Interchange Improvement Project and Nevada Street Improvements.

Local Development Related Fees

This category of revenue consists of fees collected by the City to offset the impact of new development. The major sources and expected revenue from these sources are as follows:

CITY DEVELOPMENT RELATED FEES

CIP Program Category	FY 2019/20	FY 2020/21	FY 2021/22	FY 2022/23	Totals
Capital Facilities Fee	\$2,452,004	\$7,104,556	\$662,092	\$5,693,738	\$15,912,390
Sewer Connection Fee	79,165	288,432	17,700	150,850	536,147
Traffic Impact Fees	2,031,702	11,709,652	324,729	2,803,704	16,869,787
Water Connection Fee	193,536	410,820	26,640	185,820	816,816
Tri-Valley Transportation Fee	194,521	1,011,293	34,573	297,492	1,537,879
Totals	\$4,950,928	\$20,524,753	\$1,065,734	\$9,131,604	\$35,673,019

Development fee revenue included in this CIP reflects those new residential and commercial projects that have received all necessary City Council approvals, including approved PUD's. Projects that are currently under review or those that are in the early planning stages are not included in the CIP. Notwithstanding the above, because the City does not control the timeline for these developments, the development fee projections are staff's best estimate of anticipated development activity and as can be expected; even approved projects may be affected by the economy and the health of the housing and construction industry that is generally beyond the City's control.

Water and Sewer User's Fees

The City has historically adjusted sewer and water rates to assure adequate funding of Sewer and Water replacement and improvement projects. To show the availability of Sewer and Water replacement funds, the water and sewer program is divided into expansion and replacement/improvement projects. Expansion projects are those funded by utility connection fees from development activities while replacement/ improvement projects are funded by utility user fees, and other sources, that are transferred from the Water and Sewer Maintenance and Operation Funds (M & O) to the CIP for replacement/improvement projects. While these two funding sources are generally nontransferable, from time to time, the City Council has approved loans or other financing tools that allows this exchange. However, there are no such transfers included in this CIP. All details regarding the use of this funding are included in the Water and Sewer detailed financial sheets located in the Appendix. Revenue anticipated from the Water and Sewer Maintenance and Operation Funds are as follows on the next page.

**SUMMARY OF ANTICIPATED NEW REVENUE AND TRANSFERS FOR
WATER AND SEWER MAINTENANCE AND IMPROVEMENT PROJECTS CIP**

Source	FY 2019/20	FY 2020/21	FY 2021/22	FY 2022/23	Totals
Water:					
Transfer from Water Maintenance and Operating Fund	\$2,600,000	\$3,100,000	\$3,100,000	\$3,100,000	\$11,900,000
Transfer from Recycled Water Maintenance and Operating Fund	1,030,000	75,000	75,000	375,000	1,555,000
Water Connection Fees	193,536	410,820	26,640	185,820	816,816
Interest earnings	33,000	33,000	33,000	33,000	132,000
Subtotal Water CIP Funding Sources	\$3,856,536	\$3,618,820	\$3,234,640	\$3,693,820	\$14,403,816
Sewer:					
Transfer from Sewer Maintenance and Operating Fund	\$500,000	\$1,000,000	\$750,000	\$750,000	\$3,000,000
Sewer Connection fees	79,165	288,432	17,700	150,850	536,147
Interest earnings	33,600	26,400	26,400	26,400	112,800
Subtotal Sewer CIP Funding Sources	\$612,765	\$1,314,832	\$794,100	\$927,250	\$3,648,947
Total Water and Sewer CIP Funding Sources	\$4,469,301	\$4,933,652	\$4,028,740	\$4,621,070	\$18,052,763

Transfers from the General Fund

The City's FY 2019/20 and 2020/21 General Fund operating budget includes a transfer-out of \$5.2 million in FY 2019/20 and \$5 million in FY 2020/21 to the CIP. The CIP includes General Fund transfers for FY 2021/22 and 2022/23 of \$5 million annually for planning purposes because there is not a corresponding City Council adopted budget for those two years. Those General Fund transfers will be included in the FY 2021/22 and FY 2022/23 budget.

GENERAL FUND CONTRIBUTIONS TO THE CIP

FY 2019/20	FY 2020/21	FY 2021/22	FY 2022/23	Total
5,200,000	5,000,000	5,000,000	5,000,000	20,200,000

Historically, the General Fund Contribution has been used for a full range of Streets, Parks and Miscellaneous projects. For FY 2019/20 to FY 2022/23 a total of \$11.1 million will be transferred to the Transportation and Streets category to provide funding for a couple of projects including Santa Rita Road at Valley Avenue Intersection Improvements and Emergency Access Road Maintenance. Most of the General Fund contributions to the CIP will be allocated in subsequent years once projects are ready

to be constructed. The allocation of General Fund monies to the various streets projects is identified in the Transportation and Streets Financial Sheets included in the respective CIP project category. The remaining \$9.1 million General Fund contribution has been allocated to various projects in the Miscellaneous and Parks category including Expand Downtown Parking, Fiber Master Plan, Design and Construct Fire Station #3, and Annual Sound Wall Repair projects that are City Council priorities.

Staff will continue to prioritize using some or all of General Fund surpluses from the operating budget to increase the transfer to the CIP.

IV. SUMMARY OF CIP EXPENDITURES

The CIP includes a total of 80 projects recommended for funding during the four years of this CIP. Expenditures, including project reserves for FY 2019/20 are estimated at \$28.6 million and \$25.2 million for FY 2020/21 for a total of \$53.8 million for the first two funded years. Total expenditures and reserves for all four years of the CIP are estimated at \$100.6 million. A summary of the major funded projects is as follows:

Summary of Major Funded Projects

Transportation and Streets

- Provides a total of \$15.6 million over the four years of the CIP for street resurfacing and related improvements. This includes \$4 million for FY 2019/20 and \$3.8 million for FY 2020/21. Over the past few years, funding for this project has generally ranged between \$2.6 million and \$4.1 million and therefore, this CIP amount is consistent with past years and meets the standard set by the City's Pavement Management System Index. The actual streets to be resurfaced will be determined following an update to the City's pavement management system. Notwithstanding this funding, staff anticipates that additional street maintenance funding will be needed in the future to meet ongoing street maintenance needs.
- Includes \$2 million for various street related maintenance and improvement projects including sidewalk replacement (\$400,000), installation of traffic buttons and line markers (\$200,000), sidewalk ramp installation (\$1 million) and intersection improvements at various locations (\$400,000). These funded amounts are consistent with funding in recent previous years.
- Includes \$750,000 for installation of traffic signals at various locations to be determined consistent with the General Plan and the City Traffic Improvement Fees. Signal locations will be presented to the City Council prior to awarding a contract to design and install.
- Includes one federal grant totaling \$200,000 in FY 2019/20 that will be used for street resurfacing projects that will be identified when City staff prepare the funding application. There is also a \$710,000 federal grant for bridge improvements at various locations.
- Includes a number of new streets projects including:
 - Additional funding for design of I-680/Sunol Boulevard interchange improvements (FY 2019/20 / \$350,000) and programs construction funding of \$13.2 million in FY 2022/23.
 - Additional funding for Hopyard Road and Owens Drive Intersection Improvements.
 - \$2.5 million for Nevada Street improvements.
 - \$2.8 million for intersection improvements at Santa Rita Road and Valley Avenue.
 - Includes \$1.2 million for Bicycle and Pedestrian Improvements at various locations including the West Las Positas Bicycle and Pedestrian Improvements project.

Parks

- Includes \$400,000 to renovate bocce ball courts at Centennial Park in FY 2019/20.
- Provides \$1,091,000 to renovate the softball fieldhouse and score keeper's booth in FY 2019/20.
- Includes \$350,000 to design phase I of the Bernal Community Farm in FY 2019/20.
- A total of \$1.2 million for improvements at the Pleasanton Pioneer Cemetery.
- Includes \$100,000 to conduct an assessment of the Amador Theater facility in FY 2019/20.
- Provides \$100,000 for a facility assessment and masterplan of the Century House facility.
- Includes \$75,000 to replace the concession stand #2 at Ken Mercer Sport Park in FY 2019/20.
- Provides \$650,000 in FY 2020/21 to implement some of the projects included in the Alviso Adobe Strategic Plan.
- Includes \$3.8 million over the four years for major maintenance projects including court resurfacing, median island renovations, playground renovations and remodel of Library office space.
- Provides a total of \$800,000 in FY 2019/20 to design an inclusionary/all access playground and skate park.
- Allocates \$3 million in FY 2021/22 for the Lions Wayside and Delucchi Park renovation project.
- Provides \$130,000 for a mountain bike trail in FY 2019/20.
- Allocates \$250,000 in FY 2020/21 to install lighting at the volleyball court at the Tennis and Community Park.

Miscellaneous

- Provides \$4 million in FY 2019/20 and 2020/21 to construct Fire Station #3.
- Includes \$4.7 million over four years for annual roof, fence and HVAC replacement projects.
- Provides \$800,000 over four years to repair and replace sound walls.
- Includes \$2 million over four years to resurface City parking lots.
- Provides \$1 million in FY 2019/20 to expand parking in the downtown area.
- Includes \$150,000 in FY 2019/20 to update the City's Climate Action Plan.
- Provides \$100,000 in FY 2019/20 to design lighting improvements on St. Mary road from Peters to the City's Railroad Parking lot.
- Includes \$100,000 in FY 2020/21 to develop a fiber master plan for the City.
- Provides \$150,000 in FY 2019/20 for repairs to Fire Station #4.
- Includes \$100,000 in FY 2019/20 to build a trash enclosure at the Operations Services Center.
- Provides \$1 million in FY 2019/20 to implement a short-term parking solution for the ACE train station.
- Includes \$200,000 in FY 2020/21 to remove City Hall modular buildings.
- Provides \$1.6 million over four years for various storm drain replacement and renovation projects.

Water and Sewer

- A total of \$2 million over four years for water distribution system improvements.
- Includes \$4.7 million in FYs 2019/20 and 2020/21 to rehab, repair and decommission water tanks.
- Provides a total of \$3 million in FYs 2021/22 and 2022/23 well improvements.
- Includes \$300,000 in FY 2020/21 to develop a water asset management plan.
- Provides \$1.5 million in FY 2020/21 for sewer collection system improvements.
- Includes \$1 million in FY 2019/20 for Rose Avenue sewer improvements.
- Provides \$500,000 in FY 2019/20 for underdrain to the Val Vista sewer.

V. CONCLUSION

This CIP presents a wide range of street, parks, utility and public facility projects that will address many community interests and needs including maintenance of existing infrastructure and new projects. In many ways, this document continues to balance the need for ongoing infrastructure maintenance while addressing new needs and priorities.

Looking to the future, staff is working on or anticipates activity on a range of capital projects that are funded through this CIP, received funding in previous CIPs, or will be eligible to receive funding in future CIPS including:

- Downtown Parking and Trail Improvements
- Civic Center development, including Library expansion and/or relocation
- Continued development of the Bernal Property including the Community Farm
- Increased facility rehabilitation to address some of the City's more aging buildings
- Continued traffic improvements
- Rotary Park, Phase II
- On-going improvements to address the City's recently completed master plans related to trails, bicycle and pedestrian projects, recreation facilities, and arts programs
- Amador Theater Improvements
- Century House improvements

To address ongoing capital needs, staff will continue to rely on the Council's comprehensive priority setting process that leads to the adoption of an Annual Work Plan that identifies and prioritizes key projects and programs.

Staff is confident that this plan addresses the City's current capital improvement requirements and through the collective efforts of the City Council and the community, these future challenges will be met in a way that maintains the high quality of existing streets, facility and utility infrastructure and allows for the development of new facilities in a cost efficient and effective manner.

FY 2019/20 - FY 2022/23

Summary Financial Tables

Capital Improvement Program

CIP Fund Balance Summary - All Funds

Fund	Fund Description	FY 2019/20 Beginning Balance	FY 2019/20 Estimated Revenue	FY 2019/20 Project Cost	FY 2019/20 Year-End Fund Balance	FY 2020/21 Estimated Revenue
160	Gas Tax	534,552	3,396,521	3,582,500	348,573	3,406,115
162	Miscellaneous CIP Grants	42,156	1,365,000	800,000	607,156	965,000
162-1	Miscellaneous Grant-CIP Park	-	-	-	-	-
163	Measure B Bike & Pedestrian	20,232	279,600	299,832	-	279,600
164	Measure B - Streets/ACTC	381,574	904,800	800,000	486,374	904,800
165	Measure BB Bike & Pedestrian	58,079	200,000	75,000	183,079	200,000
166	Measure F	90,229	351,800	388,500	53,529	351,800
167-3	Vineyard Corridor Specific Plan	-	-	-	-	-
167-4	Stoneridge Dr Specific Plan	694,672	6,000	-	700,672	6,000
170	Measure BB - Streets/Roads	486,223	770,000	730,000	526,223	770,000
201	Miscellaneous CIP-Gen	1,377,514	5,022,073	5,320,073	1,079,514	3,163,177
201-1	Misc. Gen-CIP CIPR	8,828,925	-	-	8,828,925	-
201-2	Misc. Gen CIP-Civic Center & Library Reserve	182,859	-	-	182,859	-
201-3	Downtown Beautification CIP-Reserve	1,000,000	-	-	1,000,000	-
202	Downtown & North Pleas CIP	3,704,656	44,400	-	3,749,056	44,400
203	Public Facilities Impact Fees	(18,513)	2,472,404	1,222,829	1,231,062	7,135,756
203-1	Public Facility -CIPR	2,647,073	-	2,647,073	-	-
204	Misc Developer Contributions	173,083	-	-	173,083	-
211	Street CIP - Gen	967,112	1,005,440	511,000	1,461,552	3,555,440
211-1	Dougherty Valley Mitigation Reserve	255,414	-	-	255,414	-
211-2	Use of Dublin Fwy Reimb	3,438,608	-	-	3,438,608	-
212	Traffic Impact Fees	3,464,213	2,055,702	1,880,000	3,639,915	11,833,652
213	Traffic Impact-Bernal Property	775,866	24,000	-	799,866	24,000
214	Trivalley Transportation	1,718,506	198,121	-	1,916,627	1,014,893
215	Streets Developer Contribution	786,461	60,000	-	846,461	60,000
216	NPID I 82-4	13,308	9,600	-	22,908	9,600
217	Stoneridge Bus Imp Dist 84-2	-	2,400	-	2,400	2,400
221	Park CIP - Gen	(16,829)	1,266,829	1,250,000	-	755,000
221-1	Gen Trail Improv & Dev #1737	178,480	-	-	178,480	-
221-2	New Comm Pk:Site Acq # 3728	207,447	-	-	207,447	-
221-3	Bernal Prop Trail Sys #4721	152,000	-	-	152,000	-
222	Park Development Impact Fees	1,400,790	1,106,600	2,396,000	111,390	1,259,200
222-1	Pioneer Cemetery Reserve	500,000	-	272,274	227,726	-
222-2	Gen Trail Improv & Dev #1737	652,941	-	-	652,941	-
222-3	New Comm Pk:Site Acq #3728	3,501,477	-	-	3,501,477	-
223	Parks Developer Contributions	122,170	-	-	122,170	-
231	Water Developer Contributions	-	-	-	-	-
241	Sewer Developer Contributions	752	-	-	752	-
401-1	Cemetery Implementation Reserve	(272,274)	272,274	-	-	-
421	Water Replacement CIP	3,635,078	2,600,000	3,593,500	2,641,578	3,100,000
422	Water Expansion CIP	3,247,636	222,336	150,000	3,319,972	439,620
426	Recycled Water CIP	(681,797)	1,034,200	350,000	2,403	79,200
431	Sewer Replacement CIP	5,386,291	509,600	1,803,500	4,092,391	1,001,200
432	Sewer Expansion CIP	2,170,634	103,165	-	2,273,799	313,632
441	Storm Drain Replacement/Renov	373,230	200,000	525,000	48,230	250,000
	Total	\$52,180,830	\$25,482,865	\$28,597,081	\$49,066,614	\$40,924,485

CIP Fund Balance Summary - All Funds

FY 2020/21 Project Cost	FY 2020/21 Year -End Fund Balance	FY 2021/22 Estimated Revenue	FY 2021/22 Project Cost	FY 2021/22 Year -End Fund Balance	FY 2022/23 Estimated Revenue	FY 2022/23 Project Cost	FY 2022/23 Year -End Fund Balance
2,967,500	787,188	3,406,115	3,155,000	1,038,303	3,406,115	3,060,000	1,384,418
-	1,572,156	-	-	1,572,156	-	965,000	607,156
-	-	-	-	-	-	-	-
155,168	124,432	279,600	75,000	329,032	279,600	75,000	533,632
800,000	591,174	904,800	800,000	695,974	904,800	800,000	800,774
380,000	3,079	200,000	75,000	128,079	200,000	75,000	253,079
388,500	16,829	351,800	350,000	18,629	351,800	350,000	20,429
-	-	-	-	-	-	-	-
-	706,672	6,000	-	712,672	6,000	-	718,672
730,000	566,223	770,000	730,000	606,223	770,000	730,000	646,223
4,242,691	-	3,086,573	1,801,573	1,285,000	1,591,538	2,406,538	470,000
463,413	8,365,512	-	-	8,365,512	-	-	8,365,512
-	182,859	370,000	-	552,859	-	-	552,859
-	1,000,000	-	-	1,000,000	-	-	1,000,000
-	3,793,456	44,400	-	3,837,856	44,400	-	3,882,256
2,075,000	6,291,818	693,292	3,515,000	3,470,110	5,724,938	15,000	9,180,048
-	-	-	-	-	-	-	-
-	173,083	-	-	173,083	-	-	173,083
461,000	4,555,992	2,155,440	8,000	6,703,432	4,780,440	258,000	11,225,872
-	255,414	-	-	255,414	-	-	255,414
-	3,438,608	-	-	3,438,608	-	-	3,438,608
4,650,000	10,823,567	1,098,729	600,000	11,322,296	2,827,704	13,300,000	850,000
100,000	723,866	26,134	750,000	-	-	-	-
-	2,931,520	38,173	-	2,969,693	301,092	-	3,270,785
-	906,461	60,000	-	966,461	60,000	-	1,026,461
-	32,508	9,600	-	42,108	9,600	-	51,708
-	4,800	2,400	-	7,200	2,400	-	9,600
755,000	-	1,125,000	1,025,000	100,000	750,000	750,000	100,000
-	178,480	-	-	178,480	-	-	178,480
-	207,447	-	-	207,447	-	-	207,447
-	152,000	-	-	152,000	-	-	152,000
550,000	820,590	3,549,200	3,300,000	1,069,790	49,200	300,000	818,990
-	227,726	-	-	227,726	-	-	227,726
-	652,941	-	-	652,941	-	-	652,941
-	3,501,477	-	-	3,501,477	-	-	3,501,477
-	122,170	-	-	122,170	-	-	122,170
-	-	-	-	-	-	-	-
-	752	-	-	752	-	-	752
-	-	-	-	-	-	-	-
4,356,000	1,385,578	3,100,000	2,073,000	2,412,578	3,100,000	3,090,000	2,422,578
52,000	3,707,592	55,440	53,000	3,710,032	214,620	55,000	3,869,652
50,000	31,603	79,200	50,000	60,803	379,200	350,000	90,003
1,778,000	3,315,591	751,200	361,000	3,705,791	751,200	595,000	3,861,991
-	2,587,431	42,900	75,000	2,555,331	176,050	-	2,731,381
275,000	23,230	530,000	525,000	28,230	275,000	275,000	28,230
\$25,229,272	\$64,761,827	\$22,735,996	\$19,321,573	\$68,176,250	\$26,955,697	\$27,449,538	\$67,682,409

CIP Revenue Details

Project Category	Fund	Fund Description	Category Hierarchy	FY 2019/20 Estimated Revenue	FY 2020/21 Estimated Revenue	FY 2021/22 Estimated Revenue	FY 2022/23 Estimated Revenue	Total
Miscellaneous	162	Miscellaneous CIP Grants	Grant	300,000	-	-	-	300,000
	201	Miscellaneous CIP-Gen	Capital Improvement Program Reserve	-	463,413	-	-	463,413
			LED Savings	190,628	190,628	190,628	190,628	762,512
			Transfers from Other Funds	4,831,445	2,509,136	2,895,945	1,400,910	11,637,436
	201-2	Misc. Gen CIP-Civic Center & Library Reserve	Transfers from Other Funds	-	-	370,000	-	370,000
	202	Downtown & North Pleas CIP	Interest Income	44,400	44,400	44,400	44,400	177,600
	203	Public Facilities Impact Fees	Interest Income	20,400	31,200	31,200	31,200	114,000
			Public Facilities Fee	2,452,004	7,104,556	662,092	5,693,738	15,912,390
	441	Storm Drain Replacement/ Renov	Transfers from Other Funds	200,000	250,000	530,000	275,000	1,255,000
Parks	221	Park CIP - Gen	Transfers from Other Funds	1,266,829	755,000	1,125,000	750,000	3,896,829
	222	Park Development Impact Fees	Interest Income	15,600	49,200	49,200	49,200	163,200
			Transfers from Other Funds	1,091,000	1,210,000	3,500,000	-	5,801,000
	401-1	Cemetery Implementation Reserve	Transfers from Other Funds	272,274	-	-	-	272,274
Sewer	431	Sewer Replacement CIP	Interest Income	9,600	1,200	1,200	1,200	13,200
			Transfers from Other Funds	500,000	1,000,000	750,000	750,000	3,000,000
	432	Sewer Expansion CIP	Interest Income	24,000	25,200	25,200	25,200	99,600
			Sewer Connection Fee	79,165	288,432	17,700	150,850	536,147
Transportation and Street Infrastructure	160	Gas Tax	2030 Gas Tax Road Maintenance Rehab	1,310,906	1,320,000	1,320,000	1,320,000	5,270,906
			Gas Tax	1,973,500	1,974,000	1,974,000	1,974,000	7,895,500
			Gas Tax Loan Repayment	89,315	89,315	89,315	89,315	357,260
			Interest Income	22,800	22,800	22,800	22,800	91,200
	162	Miscellaneous CIP Grants	Grant	975,000	965,000	-	-	1,940,000
			Reimbursement	90,000	-	-	-	90,000
	163	Measure B Bike & Pedestrian	Interest Income	9,600	9,600	9,600	9,600	38,400
			Measure B	270,000	270,000	270,000	270,000	1,080,000
	164	Measure B - Streets/ACTC	Interest Income	4,800	4,800	4,800	4,800	19,200
			Measure B	900,000	900,000	900,000	900,000	3,600,000
	165	Measure BB Bike & Pedestrian	Measure BB	200,000	200,000	200,000	200,000	800,000
	166	Measure F	Interest Income	1,800	1,800	1,800	1,800	7,200
			Measure F	350,000	350,000	350,000	350,000	1,400,000
	167-4	Stoneridge Dr Specific Plan	Interest Income	6,000	6,000	6,000	6,000	24,000
	170	Measure BB - Streets/Roads	Measure BB	770,000	770,000	770,000	770,000	3,080,000
	211	Street CIP - Gen	Interest Income	55,440	55,440	55,440	55,440	221,760
			Transfers from Other Funds	950,000	3,500,000	2,100,000	4,725,000	11,275,000

CIP Revenue Details

Project Category	Fund	Fund Description	Category Hierarchy	FY 2019/20 Estimated Revenue	FY 2020/21 Estimated Revenue	FY 2021/22 Estimated Revenue	FY 2022/23 Estimated Revenue	Total
	212	Traffic Impact Fees	Interest Income	24,000	24,000	24,000	24,000	96,000
			Traffic Impact Fee	2,031,702	11,709,652	324,729	2,803,704	16,869,787
			Transfers from Other Funds	-	100,000	750,000	-	850,000
	213	Traffic Impact-Bernal Property	Interest Income	24,000	24,000	26,134	-	74,134
	214	Trivalley Transportation	Interest Income	3,600	3,600	3,600	3,600	14,400
			Tri-Valley Transportation Fee	194,521	1,011,293	34,573	297,492	1,537,879
	215	Streets Developer Contribution	Interest Income	60,000	60,000	60,000	60,000	240,000
	216	NPID I 82-4	Interest Income	9,600	9,600	9,600	9,600	38,400
	217	Stoneridge Bus Imp Dist 84-2	Interest Income	2,400	2,400	2,400	2,400	9,600
Water	421	Water Replacement CIP	Transfers from Other Funds	2,600,000	3,100,000	3,100,000	3,100,000	11,900,000
	422	Water Expansion CIP	Interest Income	28,800	28,800	28,800	28,800	115,200
			Water Connection Fee	193,536	410,820	26,640	185,820	816,816
	426	Recycled Water CIP	Interest Income	4,200	4,200	4,200	4,200	16,800
			Transfers from Other Funds	1,030,000	75,000	75,000	375,000	1,555,000
				\$25,482,865	\$40,924,485	\$22,735,996	\$26,955,697	\$116,099,043

CIP Projects by Funding Source

Fund Number	Fund Description	Project Name	Fiscal Year Ending				Total
			FY 19/20	FY 20/21	FY 21/22	FY 22/23	
160	Gas Tax	Annual Expedited Speed Lump Program	\$50,000	\$50,000	\$50,000	\$50,000	\$200,000
		Annual Curb and Gutter for Street Resurfacing Projects	650,000	\$450,000	\$450,000	\$450,000	\$2,000,000
		Annual Sidewalk and Intersection Ramp Installations (ADA)	50,000	\$250,000	\$250,000	\$250,000	\$1,000,000
		Annual Sidewalk Maintenance	100,000	\$100,000	\$100,000	\$100,000	\$400,000
		Annual Slurry Sealing of Various Streets	810,000	\$625,000	\$710,000	\$625,000	\$2,770,000
		Annual Street Resurfacing and Reconstruction	1,220,000	\$1,320,000	\$1,320,000	\$1,320,000	\$5,180,000
		Annual Traffic Buttons and Line Marker Installation	\$50,000	\$50,000	\$50,000	\$50,000	\$200,000
		Bi-Annual Bridge Evaluation Program	-	-	\$75,000	-	\$75,000
		Bi-Annual Evaluation/Reclassification of Street Surfaces	-	\$65,000	-	\$65,000	\$130,000
		Bi-Annual Neighborhood Traffic Calming Devices	\$50,000	\$50,000	\$50,000	\$50,000	\$200,000
		Bridge Improvements at Various Locations, Federal ID 5101 (029)	\$95,000	-	-	-	\$95,000
		Street Reconstruction - Reserve for OBAG Cycle II	\$200,000	-	-	-	\$200,000
		To General Fund - Gas Tax Administration	\$7,500	\$7,500	-	-	\$15,000
		West Las Positas Boulevard Street Settling Repair Reserve (Hopyard to Stoneridge)	\$100,000	-	\$100,000	\$100,000	\$300,000
		Gas Tax Total	\$3,582,500	\$2,967,500	\$3,155,000	\$3,060,000	\$12,765,000
162	Miscellaneous CIP Grants	Annual Slurry Sealing of Various Streets	\$90,000	-	-	-	\$90,000
		Bernal Park and Ride Lot	-	-	-	\$965,000	\$965,000
		Bridge Improvements at Various Locations, Federal ID 5101 (029)	\$710,000	-	-	-	\$710,000
		Miscellaneous CIP Grants Total	\$800,000	-	-	\$965,000	\$1,765,000
163	Measure B Bike & Pedestrian	Annual Bicycle and Pedestrian Related Improvements-Variou Locations	\$75,000	\$75,000	\$75,000	\$75,000	\$300,000
		Design West Las Positas Bicycle and Pedestrian Improvements	\$224,832	\$80,168	-	-	\$305,000
		Measure B Bike & Pedestrian Total	\$299,832	\$155,168	\$75,000	\$75,000	\$605,000
164	Measure B - Streets/ACTC	Annual Street Resurfacing and Reconstruction	\$800,000	\$800,000	\$800,000	\$800,000	\$3,200,000
		Measure B - Streets/ACTC Total	\$800,000	\$800,000	\$800,000	\$800,000	\$3,200,000
165	Measure BB Bike & Pedestrian	Annual Bicycle and Pedestrian Related Improvements-Variou Locations	\$75,000	\$75,000	\$75,000	\$75,000	\$300,000
		Design West Las Positas Bicycle and Pedestrian Improvements	-	\$305,000	-	-	\$305,000
		Measure BB Bike & Pedestrian Total	\$75,000	\$380,000	\$75,000	\$75,000	\$605,000
166	Measure F	Annual Street Resurfacing and Reconstruction	\$350,000	\$350,000	\$350,000	\$350,000	\$1,400,000
		To General Fund - Congestion Management	\$38,500	\$38,500	-	-	\$77,000
		Measure F Total	\$388,500	\$388,500	\$350,000	\$350,000	\$1,477,000
170	Measure BB - Streets/Roads	Annual Street Resurfacing and Reconstruction	\$730,000	\$730,000	\$730,000	\$730,000	\$2,920,000
		Measure BB - Streets/Roads Total	\$730,000	\$730,000	\$730,000	\$730,000	\$2,920,000
201	Miscellaneous CIP-Gen	Amador Theater Facility Assessment	\$100,000	-	-	-	\$100,000
		Annual HVAC Replacement	\$100,000	\$1,110,000	-	\$941,550	\$2,151,550
		Annual Roof Replacement	\$814,445	\$149,136	\$895,945	\$459,360	\$2,318,886
		Annual Soundwall Repair and Replacement	\$200,000	\$200,000	\$200,000	\$200,000	\$800,000
		Bi-Annual Fence Installation and Repair	-	\$100,000	-	\$100,000	\$200,000
		Bocce Ball Court Renovations at Centennial Park	\$400,000	-	-	-	\$400,000
		CEC LED Loan Repayment	\$190,628	\$190,628	\$190,628	\$190,628	\$762,512
		Centennial Towers Plaza Renovations	\$150,000	-	-	-	\$150,000
		City Parking Lots - Resurfacing	\$500,000	\$500,000	\$500,000	\$500,000	\$2,000,000
		Climate Action Plan (CAP) Update	\$150,000	-	-	-	\$150,000
		Design and Construct "New" Fire Station #3	-	\$1,352,927	-	-	\$1,352,927
		Design Lighting Improvements on St. Mary from Peters to City's Railroad Parking Lot (Including Improved Safety Lighting in the Parking Area)	\$100,000	-	-	-	\$100,000
		Design Phase I of Bernal Community Farm	\$350,000	-	-	-	\$350,000
		East County Animal Shelter Debt Service	\$15,000	\$15,000	\$15,000	\$15,000	\$60,000
		Expand Parking on Downtown Transportation Corridor	\$1,000,000	-	-	-	\$1,000,000
		Fiber Master Plan	-	\$100,000	-	-	\$100,000
		Fire Station #4 Repair	\$150,000	-	-	-	\$150,000
		Old Vineyard Avenue Pedestrian Trail - Phases II & III	-	\$525,000	-	-	\$525,000
		OSC Trash Enclosure	\$100,000	-	-	-	\$100,000
		Short-Term ACE Station Parking Solution	\$1,000,000	-	-	-	\$1,000,000
		Miscellaneous CIP-Gen Total	\$5,320,073	\$4,242,691	\$1,801,573	\$2,406,538	\$13,770,875
201-1	Misc. Gen-CIP CIPR	Transfer CIPR-Gen	-	\$463,413	-	-	\$463,413
		Misc. Gen-CIP CIPR Total	-	\$463,413	-	-	\$463,413
203	Public Facilities Impact Fees	Alviso Adobe Strategic Plan Implementation	-	\$650,000	-	-	\$650,000
		Century House Facility Master Plan	\$100,000	-	-	-	\$100,000
		East County Animal Shelter Debt Service	\$15,000	\$15,000	\$15,000	\$15,000	\$60,000
		Fund Transfer	\$1,107,829	\$1,210,000	\$3,500,000	-	\$5,817,829
		Remove City Hall Modular Buildings	-	\$200,000	-	-	\$200,000
		Public Facilities Impact Fees Total	\$1,222,829	\$2,075,000	\$3,515,000	\$15,000	\$6,827,829
203-1	Public Facility -CIPR	Design and Construct "New" Fire Station #3	\$2,647,073	-	-	-	\$2,647,073
		Public Facility -CIPR Total	\$2,647,073	-	-	-	\$2,647,073
		Fiscal Year Ending					

Fund Number	Fund Description	Project Name	FY 19/20	FY 20/21	FY 21/22	FY 22/23	Total
211	Street CIP - Gen	Dougherty Valley Mitigation Revenue Reserve	\$8,000	\$8,000	\$8,000	\$8,000	\$32,000
		Emergency Vehicle Access Road Maintenance	-	\$250,000	-	\$250,000	\$500,000
		Santa Rita Road at Valley Avenue Intersection Improvement	\$300,000	\$200,000	-	-	\$500,000
		Street Light LED Conversion	\$200,000	-	-	-	\$200,000
		To General Fund- Landscape NPID	\$3,000	\$3,000	-	-	\$6,000
	Street CIP - Gen Total		\$511,000	\$461,000	\$8,000	\$258,000	\$1,238,000
212	Traffic Impact Fees	Annual Intersection Improvements at Various Locations	\$100,000	\$100,000	\$100,000	\$100,000	\$400,000
		BI-Annual Traffic Signal Installations	\$250,000	-	\$500,000	-	\$750,000
		Design Sunal Boulevard Interchange Improvements	\$350,000	-	-	\$13,200,000	\$13,550,000
		Hopyard Road and Owens Drive Intersection Improvements	\$780,000	-	-	-	\$780,000
		Nevada Street Improvements	\$250,000	\$2,250,000	-	-	\$2,500,000
		Santa Rita Road at Valley Avenue Intersection Improvement	-	\$2,300,000	-	-	\$2,300,000
		Traffic Signal Detection Upgrade - Bicycle	\$150,000	-	-	-	\$150,000
	Traffic Impact Fees Total		\$1,880,000	\$4,650,000	\$600,000	\$13,300,000	\$20,430,000
213	Traffic Impact-Bernal Property	Fund Transfer-TIF	-	\$100,000	\$750,000	-	\$850,000
	Traffic Impact-Bernal Property Total		-	\$100,000	\$750,000	-	\$850,000
221	Park CIP - Gen	Annual Court Resurfacing	\$160,000	\$310,000	\$195,000	\$395,000	\$1,060,000
		Annual Median Landscape Renovations	\$290,000	-	\$250,000	-	\$540,000
		Annual Playground Renovations	\$600,000	\$445,000	\$580,000	\$355,000	\$1,980,000
		Library Office Remodel	\$200,000	-	-	-	\$200,000
	Park CIP - Gen Total		\$1,250,000	\$755,000	\$1,025,000	\$750,000	\$3,780,000
222	Park Development Impact Fees	Design Inclusionary/All Access Playground	\$400,000	-	-	-	\$400,000
		Design Skate Park	\$400,000	-	-	-	\$400,000
		Lions Wayside and Delucchi Park Renovation	-	-	\$3,000,000	-	\$3,000,000
		Mountain Bike Trail	\$130,000	-	-	-	\$130,000
		Pioneer Cemetery Master Plan Implementation Reserve	\$300,000	\$300,000	\$300,000	\$300,000	\$1,200,000
		Replace Concession Stand #2 at Ken Mercer Sports Park	\$75,000	-	-	-	\$75,000
		Softball Fieldhouse and Score Keepers' Booth Renovation	\$1,091,000	-	-	-	\$1,091,000
		Tennis and Community Park Sand Volleyball Court Lighting	-	\$250,000	-	-	\$250,000
	Park Development Impact Fees Total		\$2,396,000	\$550,000	\$3,300,000	\$300,000	\$6,546,000
222-1	Pioneer Cemetery Reserve	Fund Transfer	\$272,274	-	-	-	\$272,274
	Pioneer Cemetery Reserve Total		\$272,274	-	-	-	\$272,274
421	Water Replacement CIP	Fund Transfer to GF	\$33,500	-	-	-	\$33,500
		General Fund - Utility Cut Patching	\$130,000	\$134,000	\$138,000	\$142,000	\$544,000
		General Fund-CIP Engineering and Inspection	\$410,000	\$422,000	\$435,000	\$448,000	\$1,715,000
		Vineyard Pump Station Rehab and McCloud Tank Decommission	-	\$2,500,000	-	-	\$2,500,000
		Water Asset Management Plan	-	\$300,000	-	-	\$300,000
		Water Capacity Evaluation (Master Plan)	\$70,000	-	-	-	\$70,000
		Water Distribution System Improvements	-	\$1,000,000	-	\$1,000,000	\$2,000,000
		Water Quality Improvements at Lower Zone Storage Tanks	\$750,000	-	-	-	\$750,000
		Water Tank Corrosion Repairs	\$2,200,000	-	-	-	\$2,200,000
		Well 5/6 Facility Improvements	-	-	-	\$1,500,000	\$1,500,000
		Well 8 Facility Improvements	-	-	\$1,500,000	-	\$1,500,000
	Water Replacement CIP Total		\$3,593,500	\$4,356,000	\$2,073,000	\$3,090,000	\$13,112,500
422	Water Expansion CIP	General Fund-CIP Engineering and Inspection	\$50,000	\$52,000	\$53,000	\$55,000	\$210,000
		Water Capacity Evaluation (Master Plan)	\$100,000	-	-	-	\$100,000
	Water Expansion CIP Total		\$150,000	\$52,000	\$53,000	\$55,000	\$310,000
426	Recycled Water CIP	Annual Recycled Water System Repairs and Improvements	\$350,000	\$50,000	\$50,000	\$50,000	\$500,000
		Recycled Water Capacity Evaluation	-	-	-	\$300,000	\$300,000
	Recycled Water CIP Total		\$350,000	\$50,000	\$50,000	\$350,000	\$800,000
431	Sewer Replacement CIP	General Fund - CIP Engineering and Inspection	\$270,000	\$278,000	\$286,000	\$295,000	\$1,129,000
		Rose Avenue Sewer Improvements	\$1,000,000	-	-	-	\$1,000,000
		Sewer Asset Management Plan	-	-	-	\$300,000	\$300,000
		Sewer Collection System Improvements	-	\$1,500,000	-	-	\$1,500,000
		Sewer System Capacity Evaluation	-	-	\$75,000	-	\$75,000
		Transfer to GF-CIP	\$33,500	-	-	-	\$33,500
		Val Vista Underdrain to Sewer	\$500,000	-	-	-	\$500,000
	Sewer Replacement CIP Total		\$1,803,500	\$1,778,000	\$361,000	\$595,000	\$4,537,500
432	Sewer Expansion CIP	Sewer System Capacity Evaluation	-	-	\$75,000	-	\$75,000
	Sewer Expansion CIP Total		-	-	\$75,000	-	\$75,000
441	Storm Drain Replacement/Renov	Annual Installation of Trash Capture Devices	\$150,000	\$150,000	\$150,000	\$150,000	\$600,000
		Annual Storm Repairs and Improvements	\$125,000	\$125,000	\$125,000	\$125,000	\$500,000
		Arroyo Mocho Storm Drain Outfall Repair	\$250,000	-	-	-	\$250,000
		Oak Tree Farm Storm System Improvements	-	-	\$250,000	-	\$250,000
	Storm Drain Replacement/Renov Total		\$525,000	\$275,000	\$525,000	\$275,000	\$1,600,000
Grand Total			\$28,597,081	\$25,229,272	\$19,321,573	\$27,449,538	\$100,597,464

This page has been
intentionally left blank.

Transportation and Street Infrastructure Projects

4 year Proposed CIP Budget by Project

Project Number	Project Name	Fund Description	FY 19/20	FY 20/21	FY 21/22	FY 22/23	Totals
2523	Dougherty Valley Mitigation Revenue Reserve	Street CIP - Gen	\$8,000	\$8,000	\$8,000	\$8,000	\$32,000
11514	West Las Positas Blvd Street Sinking Repair Reserve (Hopyard to Stoneridge)	Gas Tax	100,000	-	100,000	100,000	300,000
15525	Hopyard Road and Owens Drive Intersection Improvements	Traffic Impact Fees	780,000	-	-	-	780,000
15551	Design Sunol Blvd Interchange Improvements	Traffic Impact Fees	350,000	-	-	13,200,000	13,550,000
16514	Bridge Improvements at Various Locations, Fed ID 5101 (029)	Gas Tax	95,000	-	-	-	
		Miscellaneous CIP Grants	710,000	-	-	-	805,000
17508	Street Reconstruction - Reserve for OBAG Cycle II	Gas Tax	200,000	-	-	-	200,000
17567	Design West Las Positas Bicycle and Pedestrian Improvements	Measure B Bike & Pedestrian	224,832	80,168	-	-	
		Measure BB Bike & Pedestrian	-	305,000	-	-	610,000
17568	Traffic Signal Detection Upgrade - Bicycle	Traffic Impact Fees	150,000	-	-	-	150,000
18548	Bernal Park and Ride Lot	Miscellaneous CIP Grants	-	-	-	965,000	965,000
20466	Street Light LED Conversion	Street CIP - Gen	200,000	-	-	-	200,000
20503	Annual Street Resurfacing and Reconstruction	Gas Tax	1,220,000	1,320,000	1,320,000	1,320,000	
		Measure B - Streets/ACTC	800,000	800,000	800,000	800,000	
		Measure F	350,000	350,000	350,000	350,000	
		Measure BB - Streets/Roads	730,000	730,000	730,000	730,000	12,700,000
20504	Annual Slurry Sealing of Various Streets	Gas Tax	810,000	625,000	710,000	625,000	
		Miscellaneous CIP Grants	90,000	-	-	-	2,860,000
20505	Annual Sidewalk and Intersection Ramp Installations (ADA)	Gas Tax	250,000	250,000	250,000	250,000	1,000,000
20507	Annual Traffic Buttons and Line Marker Installation	Gas Tax	50,000	50,000	50,000	50,000	200,000
20509	Annual Curb and Gutter for Street Resurfacing Projects	Gas Tax	650,000	450,000	450,000	450,000	2,000,000
20512	Annual Sidewalk Maintenance	Gas Tax	100,000	100,000	100,000	100,000	400,000
20532	Bi-Annual Traffic Signal Installations	Traffic Impact Fees	250,000	-	500,000	-	750,000
20534	Expedited Speed Lump Annual Program	Gas Tax	50,000	50,000	50,000	50,000	200,000
20541	Annual Intersection Improvements at Various Locations	Traffic Impact Fees	100,000	100,000	100,000	100,000	400,000
20543	Annual Bicycle and Pedestrian Related Improvements-Variou Locations	Measure B Bike & Pedestrian	75,000	75,000	75,000	75,000	
		Measure BB Bike & Pedestrian	75,000	75,000	75,000	75,000	600,000
20555	Bi-Annual Neighborhood Traffic Calming Devices	Gas Tax	50,000	50,000	50,000	50,000	200,000
20565	Nevada Street Improvements	Traffic Impact Fees	250,000	2,250,000	-	-	2,500,000
20569	Santa Rita Road at Valley Avenue Intersection Improvement	Street CIP - Gen	300,000	200,000	-	-	
		Traffic Impact Fees	-	2,300,000	-	-	2,800,000
21460	Emergency Vehicle Access Road Maintenance	Street CIP - Gen	-	250,000	-	250,000	500,000
21521	Bi-Annual Evaluation/Reclassification of Street Surfaces	Gas Tax	-	65,000	-	65,000	130,000
21564	Old Vineyard Avenue Pedestrian Trail - Phases II & III	Miscellaneous CIP-Gen	-	525,000	-	-	525,000
22518	Bi-Annual Bridge Evaluation Program	Gas Tax	-	-	75,000	-	75,000
999S-CM	To General Fund- Congestion Management	Measure F	38,500	38,500	-	-	77,000
999S-GT	To General Fund - Gas Tax Administration	Gas Tax	7,500	7,500	-	-	15,000
999S-NPID-L	To General Fund- Landscape NPID	Street CIP - Gen	3,000	3,000	-	-	6,000
999TIBP-TIF	Fund Transfer-TIF	Traffic Impact-Bernal Property	-	100,000	750,000	-	850,000
Grand Total			\$9,066,832	\$11,157,168	\$6,543,000	\$19,613,000	\$46,380,000

Transportation and Street Infrastructure Projects by Funding Source

Fund Number	Fund Description	Project Name	FY 19/20	FY 20/21	FY 21/22	FY 22/23	Totals
160	Gas Tax	Annual Expedited Speed Lump Program	\$50,000	\$50,000	\$50,000	\$50,000	\$200,000
		Annual Curb and Gutter for Street Resurfacing Projects	650,000	450,000	450,000	450,000	2,000,000
		Annual Sidewalk and Intersection Ramp Installations (ADA)	250,000	250,000	250,000	250,000	1,000,000
		Annual Sidewalk Maintenance	100,000	100,000	100,000	100,000	400,000
		Annual Slurry Sealing of Various Streets	810,000	625,000	710,000	625,000	2,770,000
		Annual Street Resurfacing and Reconstruction	1,220,000	1,320,000	1,320,000	1,320,000	5,180,000
		Annual Traffic Buttons and Line Marker Installation	50,000	50,000	50,000	50,000	200,000
		Bi-Annual Bridge Evaluation Program	-	-	75,000	-	75,000
		Bi-Annual Evaluation/Reclassification of Street Surfaces	-	65,000	-	65,000	130,000
		Bi-Annual Neighborhood Traffic Calming Devices	50,000	50,000	50,000	50,000	200,000
		Bridge Improvements at Various Locations, Federal ID 5101 (029)	95,000	-	-	-	95,000
		Street Reconstruction - Reserve for OBAG Cycle II	200,000	-	-	-	200,000
		To General Fund - Gas Tax Administration	7,500	7,500	-	-	15,000
		West Las Positas Boulevard Street Settling Repair Reserve (Hopyard to Stoneridge)	100,000	-	100,000	100,000	300,000
	Gas Tax Total		\$3,582,500	\$2,967,500	\$3,155,000	\$3,060,000	\$12,765,000
162	Miscellaneous CIP Grants	Annual Slurry Sealing of Various Streets	\$90,000	-	-	-	\$90,000
		Bernal Park and Ride Lot	-	-	-	965,000	965,000
		Bridge Improvements at Various Locations, Federal ID 5101 (029)	710,000	-	-	-	710,000
	Miscellaneous CIP Grants Total		\$800,000	-	-	\$965,000	\$1,765,000
163	Measure B Bike & Pedestrian	Annual Bicycle and Pedestrian Related Improvements-Variou Locations	\$75,000	\$75,000	\$75,000	\$75,000	\$300,000
		Design West Las Positas Bicycle and Pedestrian Improvements	224,832	80,168	-	-	305,000
	Measure B Bike & Pedestrian Total		\$299,832	\$155,168	\$75,000	\$75,000	\$605,000
164	Measure B - Streets/ACTC	Annual Street Resurfacing and Reconstruction	\$800,000	\$800,000	\$800,000	\$800,000	\$3,200,000
	Measure B - Streets/ACTC Total		\$800,000	\$800,000	\$800,000	\$800,000	\$3,200,000
165	Measure BB Bike & Pedestrian	Annual Bicycle and Pedestrian Related Improvements-Variou Locations	\$75,000	\$75,000	\$75,000	\$75,000	\$300,000
		Design West Las Positas Bicycle and Pedestrian Improvements	-	305,000	-	-	305,000
	Measure BB Bike & Pedestrian Total		\$75,000	\$380,000	\$75,000	\$75,000	\$605,000
166	Measure F	Annual Street Resurfacing and Reconstruction	\$350,000	\$350,000	\$350,000	\$350,000	\$1,400,000
		To General Fund- Congestion Management	38,500	38,500	-	-	77,000
	Measure F Total		\$388,500	\$388,500	\$350,000	\$350,000	\$1,477,000
170	Measure BB - Streets/Roads	Annual Street Resurfacing and Reconstruction	\$730,000	\$730,000	\$730,000	\$730,000	\$2,920,000
	Measure BB - Streets/Roads Total		\$730,000	\$730,000	\$730,000	\$730,000	\$2,920,000
201	Miscellaneous CIP-Gen	Old Vineyard Avenue Pedestrian Trail - Phases II & III	-	\$525,000	-	-	\$525,000
	Miscellaneous CIP-Gen Total		-	\$525,000	-	-	\$525,000
211	Street CIP - Gen	Dougherty Valley Mitigation Revenue Reserve	\$8,000	\$8,000	\$8,000	\$8,000	\$32,000
		Emergency Vehicle Access Road Maintenance	-	250,000	-	250,000	500,000
		Santa Rita Road at Valley Avenue Intersection Improvement	300,000	200,000	-	-	500,000
		Street Light LED Conversion	200,000	-	-	-	200,000
		To General Fund- Landscape NPID	3,000	3,000	-	-	6,000
	Street CIP - Gen Total		\$511,000	\$461,000	\$8,000	\$258,000	\$1,238,000
212	Traffic Impact Fees	Annual Intersection Improvements at Various Locations	100,000	100,000	100,000	100,000	400,000
		Bi-Annual Traffic Signal Installations	250,000	-	500,000	-	750,000
		Design Sunol Boulevard Interchange Improvements	350,000	-	-	13,200,000	13,550,000
		Hopyard Road and Owens Drive Intersection Improvements	780,000	-	-	-	780,000
		Nevada Street Improvements	250,000	2,250,000	-	-	2,500,000
		Santa Rita Road at Valley Avenue Intersection Improvement	-	2,300,000	-	-	2,300,000
		Traffic Signal Detection Upgrade - Bicycle	150,000	-	-	-	150,000
	Traffic Impact Fees Total		\$1,880,000	\$4,650,000	\$600,000	\$13,300,000	\$20,430,000
213	Traffic Impact-Bernal Property	Fund Transfer-TIF	-	\$100,000	\$750,000	-	\$850,000
	Traffic Impact-Bernal Property Total		-	\$100,000	\$750,000	-	\$850,000
Grand Total			\$9,066,832	\$11,157,168	\$6,543,000	\$19,613,000	\$46,380,000



Dougherty Valley Mitigation Revenue Reserve

Project Number: 02523

Project Description:

This project establishes a reserve for fee revenues received from the settlement agreement between the City of Pleasanton, Contra Costa County, and certain developers in the Dougherty Valley (Contra Costa County). Fees will be used to mitigate impacts caused by traffic from the Windemere and Shappell Property (totaling between 8,500 and 11,000 homes). Staff will identify eligible projects once adequate funding is available. The current reserve balance is \$288,709.

Department: **Engineering**

Project Phase:

Total Cost: **\$320,709**

Funding Source: **Developmental Impact Fees**

Project Justification:

The City anticipates receiving revenue from development in the Dougherty Valley area for the foreseeable future. This reserve will be used to fund eligible projects. The amounts listed below are estimates and subject to change depending on development activity.

Current Funding

Fiscal Year Ending	Munis ID	Funding Source	Org.	Fund Number	Project Cost
FY 19/20	02523	Developmental Impact Fees	21130120	211	\$8,000
FY 20/21	02523	Developmental Impact Fees	21130120	211	\$8,000
FY 21/22	02523	Developmental Impact Fees	21130120	211	\$8,000
FY 22/23	02523	Developmental Impact Fees	21130120	211	\$8,000

Prior Year Funding

Fiscal Year Ending	Munis ID	Org.	Fund Number	Project Cost
FY 18/19	02523	21130120	211	\$288,709

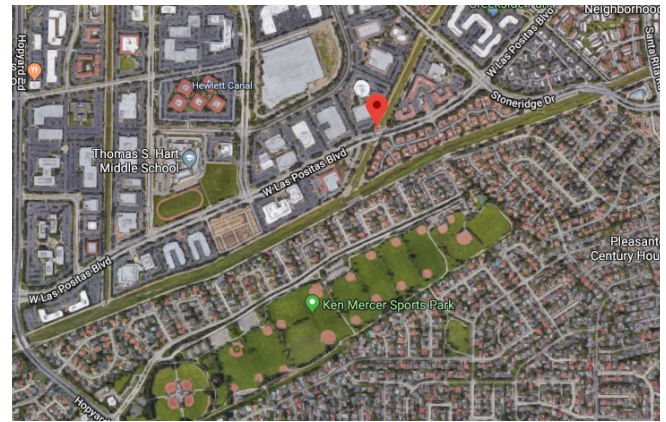


West Las Positas Boulevard Street Settling Repair Reserve (Hopyard to Stoneridge)

Project Number: 11514

Project Description:

This project will provide interim repair and design solutions to the on-going roadway settlement on West Las Positas Boulevard from Hopyard Road to Stoneridge Drive. The roadway continues to settle in many isolated areas that will require roadway reconstruction including utility repairs, curb and gutter, sidewalk and road section replacement. This project has a current fund balance of \$325,230 and staff anticipates that additional funding is required to make the ongoing improvements required to address this existing condition.



Department: **Engineering**

Project Phase: **Construction**

Total Cost: **\$625,230**

Funding Source: **Gas Tax**

Project Justification:

The roadway section on West Las Positas Boulevard adjacent Arroyo Mocho Canal continues to settle and crack. Street maintenance staff has provided on-going patching to this roadway section as a temporary measure. This project would provide similar interim measures on a large scale that the OSC is not able to accomplish.

Current Funding

Fiscal Year Ending	Munis ID	Funding Source	Org.	Fund Number	Project Cost
FY 19/20	11514	Gas Tax	16030231	160	\$100,000
FY 21/22	11514	Gas Tax	16030231	160	\$100,000
FY 22/23	11514	Gas Tax	16030231	160	\$100,000

Prior Year Funding

Fiscal Year Ending	Munis ID	Org.	Fund Number	Project Cost
FY 17/18	11514	16030231	160	\$160,230
FY 17/18	11514	21130120	211	\$65,000
FY 18/19	11514	16030231	160	\$100,000

Hopyard Road and Owens Drive Intersection Improvements

Project Number: 15525

Project Description:

This project scope was expanded to make improvements to the south and north legs of the Owens Drive and Hopyard Road intersection to include fully protected bicycle and pedestrian improvements. The project will widen Hopyard Road by narrowing the median and widening the northeast corner to add a southbound right-turn lane from Hopyard Road onto westbound Owens Drive. In addition, the widening will allow for bike lanes to be extended through the intersection, connecting to the existing bike lanes on Hopyard Road and to proposed bike lane improvements to Dublin. The \$780,000 budgeted in fiscal year 2019/20 is in addition to the \$2 million budgeted in prior years, bringing the total funding available for the project to \$2,780,000.

Current Funding

Fiscal Year Ending	Munis ID	Funding Source	Org.	Fund Number	Project Cost
FY 19/20	15525	Developmental Impact Fees	21230121	212	\$780,000

Prior Year Funding

Fiscal Year Ending	Munis ID	Org.	Fund Number	Project Cost
FY 17/18	15525	21230121	212	\$530,000
FY 18/19	15525	21130120	211	\$170,000
FY 18/19	15525	21630126	216	\$1,300,000



Department: **Engineering**

Project Phase: **Construction**

Total Cost: **\$2,780,000**

Funding Source: **Developmental Impact Fees**

Project Justification:

The project will relieve congestion on southbound Hopyard Road by providing a dedicated left turn for the high volume of vehicles turning from southbound Hopyard Road onto westbound Owens Drive. The project will also provide better bike lane connections on Hopyard Road.



Design Sunol Boulevard Interchange Improvements

Project Number: 15551

Project Description:

This project will fund the design of the I-680 at Sunol Boulevard interchange improvement. This will include a Project Study Report (PSR) to establish a project scope and cost estimate, environmental documentation, and the preparation of plans, specifications and estimates (PS&E). The \$350,000 budgeted in fiscal year 2019/20 is in addition to the \$2,000,000 budgeted in prior years, bringing the total funding available for the project design to \$2,350,000.



Department: **Traffic Engineering**

Project Phase: **Construction**

Total Cost: **\$15,550,000**

Funding Source: **Developmental Impact Fees**

Project Justification:

The project will improve congestion along Sunol Boulevard by widening the I-680 southbound on-ramp to accommodate two on-ramp lanes. Southbound 680 will also be widened to construct an auxiliary lane, which will include roadway widening, retaining walls and widening of the bridge over Happy Valley Road. The project will also improve safety with the traffic signal installation at Sunol Boulevard and both the I-680 northbound and southbound intersections.

Current Funding

Fiscal Year Ending	Munis ID	Funding Source	Org.	Fund Number	Project Cost
FY 19/20	15551	Developmental Impact Fees	21230121	212	\$350,000
FY 22/23	15551	Developmental Impact Fees	21230121	212	\$13,200,000

Prior Year Funding

Fiscal Year Ending	Munis ID	Org.	Fund Number	Project Cost
FY 17/18	15551	21230121	212	\$2,000,000



Bridge Improvements at Various Locations, Federal ID 5101 (029)

Project Number: 16514

Project Description:

This project provides the design and construction of preventative maintenance treatment of five city bridges: Laurel Creek Drive over Laurel Creek, Santa Rita Road over Arroyo Mocho, Case Avenue over Mission Creek, West Las Positas over the G-3 channel, and Owens Drive over Chabot Canal. The preventative maintenance treatments include deck joint seal replacements, methacrylate deck treatment and miscellaneous concrete repairs. The project scope was increased to install approach slabs at Santa Rita over Arroyo Mocho. During the design Caltrans approved additional funding to install approach slabs to address the pavement settlement that has occurred on Santa Rita at the Arroyo Mocho bridge. Caltrans approved \$710,000, and the \$95,000 is the City match which must be greater than 11.5%.

Current Funding

Fiscal Year Ending	Munis ID	Funding Source	Org.	Fund Number	Project Cost
FY 19/20	16514	Gas Tax Grants	16030231	160	\$95,000
FY 19/20	16514	Gas Tax Grants	16230201	162	\$710,000

Prior Year Funding

Fiscal Year Ending	Munis ID	Org.	Fund Number	Project Cost
FY 17/18	16514	21130120	211	\$53,000
FY 18/19	16514	21130120	211	\$30,000
FY 18/19	16514	16230201	162	\$567,000

Department: **Engineering**
 Project Phase: **Construction**
 Total Cost: **\$1,455,000**
 Funding Source: **Gas Tax, Grants**

Project Justification:

In their semi-annual bridge inspections, Caltrans determined that several of the City's bridges require preventative maintenance treatments. The City applied for and obtained funding obligations from the Highway Bridge Program (HBP ID 5101(029)) to design and construct the preventative maintenance treatments. The City is obligated to provide approximately 11.5% matching funds to receive HBP funds. During the design of the project the scope was increased to install approach slabs at the Santa Rita Road bridge over the Arroyo Mocho. Caltrans will provide 88.5% of the funding necessary, and the City must provide a minimum of 11.5%. The fiscal year 2019/20 budget is the Caltrans grant and the required City match.



Street Reconstruction - Reserve for OBAG Cycle II

Project Number: 17508

Project Description:

The project will resurface the existing roadway pavement with a new layer of asphalt concrete on the following six roadway segments: 1) 1,387 linear feet of Willow Road, from Owens Drive to Gibraltar Drive; 2) 2,850 linear feet of Hacienda Drive, from I-680 to Gibraltar Drive; 3) 3,950 linear feet of Chabot Drive, from Owens Drive to Inglewood Drive; 4) 1,230 linear feet of Gibraltar Drive, from Hacienda Drive to Stoneridge Drive; 5) 640 linear feet of Owens Drive, from Andrews Drive to West Las Positas Boulevard; and 6) 1,560 linear feet of Stoneridge Drive from Gibraltar Drive to the Alameda Court House. The scope of work includes: repair/upgrades of curb and gutter and curb ramps to meet ADA standards, isolated base repairs, traffic signal improvements and roadway re-striping. Class II bike lanes and bicycle detection equipment will be installed.

Department: **Engineering**

Project Phase: **Construction**

Total Cost: **\$1,800,000**

Funding Source: **Grants**

Project Justification:

The roadway pavement is in need of resurfacing in order to keep the street in serviceable, smooth-riding condition for vehicular traffic. The segments were identified in the last Pavement Management Program update as needing resurfacing and were determined to be good candidates for OBAG funding. The City has submitted an application for OBAG Cycle II - Local Streets and Roads funding.

Current Funding

Fiscal Year Ending	Munis ID	Funding Source	Org.	Fund Number	Project Cost
FY 19/20	17508	Grants	16230231	160	\$200,000

Prior Year Funding

Fiscal Year Ending	Munis ID	Org.	Fund Number	Project Cost
FY 18/19	17508	21130120	211	\$880,000
FY 18/19	17508	16230201	162	\$720,000



Design West Las Positas Bicycle and Pedestrian Improvements

Project Number: 17567

Project Description:

This project will install bicycle and pedestrian related improvements on West Las Positas Boulevard, which was identified as the highest priority corridor by the City’s Bicycle and Pedestrian Master Plan.



Department: **Traffic Engineering**

Project Phase: **Design**

Total Cost: **\$1,560,000**

Funding Source: **Measures B/BB/VRF**

Project Justification:

The 2017 Bicycle and Pedestrian Master Plan identifies and prioritizes bicycle and pedestrian related improvements by corridor. This project will install improvements identified by the master plan on the West Las Positas corridor. The current top priority corridor is West Las Positas followed by Santa Rita Road.

Current Funding

Fiscal Year Ending	Munis ID	Funding Source	Org.	Fund Number	Project Cost
FY 19/20	17567	Measures B/BB/VRF	16330231	163	\$224,832
FY 20/21	17567	Measures B/BB/VRF	16330231	163	\$80,168
FY 20/21	17567	Measures B/BB/VRF	16530231	165	\$305,000

Prior Year Funding

Fiscal Year Ending	Munis ID	Org.	Fund Number	Project Cost
FY 17/18	17567	16530231	165	\$50,000
FY 18/19	17567	16530231	165	\$325,000
FY 18/19	17567	21130120	211	\$250,000
FY 18/19	17567	16330231	163	\$325,000



Traffic Signal Detection Upgrade - Bicycle

Project Number: 17568

Project Description:

This project will install upgraded detection equipment to allow for improved bicycle detection at signalized intersections.



Department: **Traffic Engineering**

Project Phase: **Construction**

Total Cost: **\$300,000**

Funding Source: **Developmental Impact Fees**

Project Justification:

This system is able to detect a bicycle as a vehicle. The new cameras will differentiate between a bicycle and vehicle allowing for improved signal operation.

Current Funding

Fiscal Year Ending	Munis ID	Funding Source	Org.	Fund Number	Project Cost
FY 19/20	17568	Developmental Impact Fees	21230121	212	\$150,000




Bernal Park and Ride Lot

Project Number: 18548

Project Description:

This project will design and construct a Park and Ride facility with a minimum of 100 parking stalls. This facility is located at the southeast corner of Bernal Avenue and West Lagoon Road. The facility will include a bus loop for both local and regional buses, and parking space monitoring with the ability to connect to a freeway sign that will provide information on lot capacity.



Department: **Traffic Engineering**

Project Phase: **Design**

Total Cost: **\$1,101,000**

Funding Source: **General Fund, Grants**

Project Justification:

This project will improve access to I-680 for residents who car pool or take a commuter bus from the southern part of the City.

Current Funding

Fiscal Year Ending	Munis ID	Funding Source	Org.	Fund Number	Project Cost
FY 22/23	18548	Grants	16230201	162	\$965,000

Prior Year Funding

Fiscal Year Ending	Munis ID	Org.	Fund Number	Project Cost
FY 18/19	18548	16230201	168	\$136,000

Street Light LED Conversion

Project Number: 20466

Project Description:

This project includes LED Conversion for the Valley Trails neighborhood street lights (190 total street/park/pathway lights).



Department: **Operations Services**

Project Phase: **Construction**

Total Cost: **\$200,000**

Funding Source: **Capital Improvement Program Reserve**

Project Justification:

The current light fixtures in the Valley Trails neighborhood are in need of replacement. By converting the HPS lights to LED, the City will lower its maintenance costs and provide stability to the lights in the area.

Current Funding

Fiscal Year Ending	Munis ID	Funding Source	Org.	Fund Number	Project Cost
FY 19/20	20466	Capital Improvement Program Reserve	21130120	211	\$200,000



Annual Street Resurfacing and Reconstruction

Project Number: 20503

Project Description:

This annual project involves the resurfacing and reconstruction of various city streets to assure conformance with City maintenance standards and the Complete Streets Policy. Streets to be resurfaced and reconstructed will be determined based upon the conclusions reached as part of Pavement Condition Survey studies. When resurfacing thoroughfares, the asphalt mix will be sound-attenuating pavement to attenuate tire noise, slightly increasing the cost of resurfacing. The project will include performing base repairs and crack sealing for the Annual Slurry Seal project. In addition, the replacement of existing traffic loop detectors, installation of traffic signal cameras and the reconstruction of pavement surface approaches to signalized intersections will be completed. Traffic striping will be updated to accommodate new bike lanes, where possible, in accordance with the Bicycle Master Plan.



Department: **Engineering**

Project Phase: **Construction**

Total Cost: **\$12,700,000**

Funding Source: **Gas Tax, Measure B/BB/VRF**

Project Justification:

This annual project is needed to help keep city streets in a serviceable, smooth riding condition for vehicular traffic, and to maintain the City's streets at the current Pavement Condition Index. The funding level is identified from the Pavement Management System based on the City's actual costs of treatments.

Current Funding

Fiscal Year Ending	Munis ID	Funding Source	Org.	Fund Number	Project Cost
FY 19/20	20503	Gas Tax, Measure B/BB/VRF	16630231	166	\$350,000
FY 19/20	20503	Gas Tax, Measure B/BB/VRF	17030231	170	\$730,000
FY 19/20	20503	Gas Tax, Measure B/BB/VRF	16430231	164	\$800,000
FY 19/20	20503	Gas Tax, Measure B/BB/VRF	16030231	160	\$1,220,000
FY 20/21	21503	Gas Tax, Measure B/BB/VRF	16030231	160	\$1,320,000
FY 20/21	21503	Gas Tax, Measure B/BB/VRF	16430231	164	\$800,000
FY 20/21	21503	Gas Tax, Measure B/BB/VRF	17030231	170	\$730,000
FY 20/21	21503	Gas Tax, Measure B/BB/VRF	16630231	166	\$350,000
FY 21/22	22503	Gas Tax, Measure B/BB/VRF	17030231	170	\$730,000
FY 21/22	22503	Gas Tax, Measure B/BB/VRF	16030231	160	\$1,320,000
FY 21/22	22503	Gas Tax, Measure B/BB/VRF	16630231	166	\$350,000
FY 21/22	22503	Gas Tax, Measure B/BB/VRF	16430231	164	\$800,000
FY 22/23	23503	Gas Tax, Measure B/BB/VRF	17030231	170	\$730,000
FY 22/23	23503	Gas Tax, Measure B/BB/VRF	16630231	166	\$350,000
FY 22/23	23503	Gas Tax, Measure B/BB/VRF	16030231	160	\$1,320,000
FY 22/23	23503	Gas Tax, Measure B/BB/VRF	16430231	164	\$800,000



Annual Slurry Sealing of Various Streets

Project Number: 20504

Project Description:

This annual project provides for the slurring of various city streets with slurry seal by construction contract. Actual locations will be determined after reviewing the Pavement Management System (PMS) survey data and field information analysis, which is completed on a biannual basis. Traffic striping will be updated to accommodate new bike lanes, where possible, in accordance with the Bicycle Master Plan and Complete Streets Policy.

Department: **Engineering**

Project Phase: **Construction**

Total Cost: **\$2,860,000**

Funding Source: **Gas Tax**

Project Justification:

The application of slurry seal treatment seals and protects street surfaces and extends the useful life of the existing asphalt pavement.

Current Funding

Fiscal Year Ending	Munis ID	Funding Source	Org.	Fund Number	Project Cost
FY 19/20	20504	Gas Tax	16230231	162	\$90,000
FY 19/20	20504	Gas Tax	16030231	160	\$810,000
FY 20/21	21504	Gas Tax	16030231	160	\$625,000
FY 21/22	22504	Gas Tax	16030231	160	\$710,000
FY 22/23	23504	Gas Tax	16030231	160	\$625,000



Annual Sidewalk and Intersection Ramp Installations (ADA)

Project Number: 20505



Project Description:

This annual project includes the construction of new sidewalks and intersection ramps at various locations where sidewalks and intersection ramps do not currently exist or are outdated. This project will also include adding yellow truncated domes at the existing ramps in compliance with the latest ADA requirements. The City’s Street Division uses part of the funding to complete sidewalk grinds to remove potential trip hazards. The city was divided into eight zones and prioritized in 2009 by the local ADA Committee to work on areas in one zone each year. Locations are selected following ADA Committee Priority Recommendations. Each year the project’s scope of work will be tailored to available funding.

Department: **Engineering**

Project Phase: **Construction**

Total Cost: **\$1,000,000**


Funding Source: **Gas Tax**

Project Justification:

This is an annual project that is intended to provide a safe walking area for pedestrians in older sections of the City. It will improve access to public facilities and commercial locations for the mobility impaired and bicyclists.

Current Funding

Fiscal Year Ending	Munis ID	Funding Source	Org.	Fund Number	Project Cost
FY 19/20	20505	Gas Tax	16030231	160	\$250,000
FY 20/21	21505	Gas Tax	16030231	160	\$250,000
FY 21/22	22505	Gas Tax	16030231	160	\$250,000
FY 22/23	23505	Gas Tax	16030231	160	\$250,000



Annual Traffic Buttons and Line Marker Installation

Project Number: 20507



Project Description:

This annual project secures contract services to complete street channelization revisions and/or major replacement of traffic control markings (including buttons, thermoplastic, etc.) in accordance with City design standards. The work schedule and priorities will be established annually by the Traffic Engineering and Street Maintenance Program.

Department: **Traffic Engineering**

Project Phase: **Construction**

Total Cost: **\$200,000**

Funding Source: **Gas Tax**

Project Justification:

This annual project will improve safety by improving and maintaining roadway traffic control markings.

Current Funding

Fiscal Year Ending	Munis ID	Funding Source	Org.	Fund Number	Project Cost
FY 19/20	20507	Gas Tax	16030231	160	\$50,000
FY 20/21	21507	Gas Tax	16030231	160	\$50,000
FY 21/22	22507	Gas Tax	16030231	160	\$50,000
FY 22/23	23507	Gas Tax	16030231	160	\$50,000



Annual Curb and Gutter for Street Resurfacing Projects

Project Number: 20509

Project Description:

As part of the annual resurfacing of city streets, various sections of curb and gutter must be replaced along the street areas scheduled for resurfacing. The Americans with Disabilities Act requires all intersection ramp areas to be improved to current standards when the street is resurfaced. Curb and gutter replacement locations are determined through visual inspection by City staff.



Department: **Engineering**

Project Phase: **Construction**

Total Cost: **\$2,000,000**

Funding Source: **Gas Tax**

Project Justification:

This annual project will restore proper street gutter drainage run-off in order to protect the pavement from failure due to saturated subgrade conditions. This project will also reduce maintenance costs and help keep city streets safe.

Current Funding

Fiscal Year Ending	Munis ID	Funding Source	Org.	Fund Number	Project Cost
FY 19/20	20509	Gas Tax	16030231	160	\$650,000
FY 20/21	21509	Gas Tax	16030231	160	\$450,000
FY 21/22	22509	Gas Tax	16030231	160	\$450,000
FY 22/23	23509	Gas Tax	16030231	160	\$450,000



Annual Sidewalk Maintenance

Project Number: 20512

Project Description:

This annual project provides for replacement and rehabilitation of sidewalks that have become potential tripping hazards to pedestrians citywide. Typically, the City’s street crews grind down those areas where concrete sidewalks have become displaced either by expansive soil conditions or tree roots. Due to the large volume of areas in need of repair, and where grinding of the concrete is not a viable solution, the sidewalk must be removed and replaced by construction contract. Repairs may include the replacement of sidewalk, integral curb and gutter, ADA access ramps, and the installation of tree-root or water barriers. The specific locations to be replaced will be determined by staff through a sidewalk condition analysis.

Current Funding

Fiscal Year Ending	Munis ID	Funding Source	Org.	Fund Number	Project Cost
FY 19/20	20512	Gas Tax	16030231	160	\$100,000
FY 20/21	21512	Gas Tax	16030231	160	\$100,000
FY 21/22	22512	Gas Tax	16030231	160	\$100,000
FY 22/23	23512	Gas Tax	16030231	160	\$100,000

Department: **Engineering**
 Project Phase: **Repair and Maintenance**
 Total Cost: **\$400,000**
 Funding Source: **Gas Tax**

Project Justification:

This project provides for the repair of existing sidewalks that have become potential tripping hazards to pedestrians.



Bi-Annual Traffic Signal Installations

Project Number: 20532

Project Description:

This bi-annual project will install traffic signals at high priority locations identified by the traffic signal priority list.

Department: **Traffic Engineering**

Project Phase: **Construction**

Total Cost: **\$750,000**

Funding Source: **Developmental Impact Fees**

Project Justification:

Currently the City has 19 intersections that meet the criteria for traffic signal installation. When properly used, traffic signals are valuable devices for the control of vehicular and pedestrian traffic. They assign the right-of-way to the various traffic movements and profoundly influence traffic flow while reducing the frequency and severity of certain types of crashes, especially right-angle collisions. Top priority traffic signals include: Sunol @ I-680, Bernal @ Nevada, Bernal @ Main Street and Valley @ Northway.

Current Funding

Fiscal Year Ending	Munis ID	Funding Source	Org.	Fund Number	Project Cost
FY 19/20	20532	Developmental Impact Fees	21230121	212	\$250,000
FY 21/22	22532	Developmental Impact Fees	21230121	212	\$500,000



Annual Expedited Speed Lump Program

Project Number: 20534

Project Description:

This project provides speed lump installation for neighborhoods qualifying for the Neighborhood Traffic Calming Program and electing to install speed lumps in lieu of pursuing the full Traffic Calming Program.

Department: **Traffic Engineering**

Project Phase: **Construction**

Total Cost: **\$200,000**

Funding Source: **Gas Tax**

Project Justification:

City Council approved the expedited speed lump program to reduce the number of neighborhoods waiting for the Neighborhood Traffic Calming Program.

Current Funding

Fiscal Year Ending	Munis ID	Funding Source	Org.	Fund Number	Project Cost
FY 19/20	20534	Gas Tax	16030231	160	\$50,000
FY 20/21	21534	Gas Tax	16030231	160	\$50,000
FY 21/22	22534	Gas Tax	16030231	160	\$50,000
FY 22/23	23534	Gas Tax	16030231	160	\$50,000



Annual Intersection Improvements at Various Locations

Project Number: 20541

Project Description:

This annual project will provide intersection improvements at various intersections identified by the City's Traffic Impact Fee (TIF) Program or separately identified as improvements that can significantly enhance intersection level of service (LOS) during any single peak hour. The improvements are designed to improve intersection operations and/or safety at critical intersections throughout the city.



Department: **Traffic Engineering**

Project Phase: **Construction**

Total Cost: **\$400,000**

Funding Source: **Developmental Impact Fees**

Project Justification:

Some of the projects in the TIF program can provide immediate congestion relief for relatively low cost and do not require extensive design or construction. There are also intersections not identified by the TIF but where small scale modifications which may significantly improve intersection LOS. Improvements may include (but not limited to) signage and striping modifications, traffic signal modifications, etc. Current project list of immediate improvements include: Stoneridge Mall @ Stoneridge Mall/Workday Way, Sunol @ Valley/Junipero, Hacienda @ I-580 WB.

Current Funding

Fiscal Year Ending	Munis ID	Funding Source	Org.	Fund Number	Project Cost
FY 19/20	20541	Developmental Impact Fees	21230121	212	\$100,000
FY 20/21	21541	Developmental Impact Fees	21230121	212	\$100,000
FY 21/22	22541	Developmental Impact Fees	21230121	212	\$100,000
FY 22/23	23541	Developmental Impact Fees	21230121	212	\$100,000



Annual Bicycle and Pedestrian Related Improvements-Variou Locations

Project Number: 20543

Project Description:

This annual project will install bicycle and pedestrian related improvements at various locations identified by the City’s Bicycle and Pedestrian Master Plan.

Department: **Engineering**

Project Phase: **Construction**

Total Cost: **\$600,000**

Funding Source: **Measures B/BB/VRF**

Project Justification:

The 2017 Bicycle and Pedestrian Master Plan identifies and prioritizes bicycle and pedestrian related improvements along priority corridors, however, there is a provision in the Master Plan to allocate 20% of funding for high priority spot improvements not located within the priority corridor. This annual project will install various high priority improvements identified by the master plan that may not be on the high priority corridor.

When available, city staff will identify and apply for bicycle and pedestrian related grant funding sources or alternate funding sources to supplement local funding (TDA, TFCA, BTA, Safe Routes to School, OTS, Measure B Bike and Ped, etc).

Current Funding

Fiscal Year Ending	Munis ID	Funding Source	Org.	Fund Number	Project Cost
FY 19/20	20543	Measures B/BB/VRF	16330231	163	\$75,000
FY 19/20	20543	Measures B/BB/VRF	16530231	165	\$75,000
FY 20/21	21543	Measures B/BB/VRF	16530231	165	\$75,000
FY 20/21	21543	Measures B/BB/VRF	16330231	163	\$75,000
FY 21/22	22543	Measures B/BB/VRF	16530231	165	\$75,000
FY 21/22	22543	Measures B/BB/VRF	16330231	163	\$75,000
FY 22/23	23543	Measures B/BB/VRF	16330231	163	\$75,000
FY 22/23	23543	Measures B/BB/VRF	16530231	165	\$75,000



Bi-Annual Neighborhood Traffic Calming Devices

Project Number: 20555

Project Description:

This project will install traffic calming devices on neighborhood streets. A traffic calming priority list will be prepared by staff to identify high priority locations eligible for funding. Traffic calming devices have been shown to reduce vehicle speeds on local residential streets.

Project Justification:

The City of Pleasanton Neighborhood Traffic Calming Program is designed to provide consistent, city-wide policies to neighborhood traffic management and to ensure equitable and effective solutions to a variety of traffic concerns expressed by local residents. The program's intent is to treat similar traffic problems equally, while recognizing the differences in individual resident levels of concern and traffic tolerances. In addition to the Traffic Calming Program, the City has initiated an Expedited Speed Lump program that will be funded through the Traffic Calming Program and is designed to provide quick installation of speed lumps without the extensive and time consuming full Calming Program.

Department: **Traffic Engineering**


Project Phase: **Construction**

Total Cost: **\$200,000**

Funding Source: **Gas Tax**

Current Funding

Fiscal Year Ending	Munis ID	Funding Source	Org.	Fund Number	Project Cost
FY 19/20	20555	Gas Tax	16030231	160	\$50,000
FY 20/21	21555	Gas Tax	16030231	160	\$50,000
FY 21/22	22555	Gas Tax	16030231	160	\$50,000
FY 22/23	23555	Gas Tax	16030231	160	\$50,000



Nevada Street Improvements

Project Number: 20565

Project Description:

This project involves the construction of street improvements on the existing Nevada street from Bernal Avenue to the new Nevada street being constructed as part of the Irby Ranch development. The project will widen portions of the roadway and continue the streetscape design being constructed as part of the development. The project includes new curb and gutter, sidewalks, street lighting, a trail along the arroyo and landscaping improvements.

Department: **Engineering**

Project Phase: **Construction**

Total Cost: **\$2,500,000**

Funding Source: **Developmental Impact Fees**

Project Justification:

The Irby Ranch development is constructing the extension of Nevada street from approximately California Avenue to Stanley Boulevard as a multi-use street scape that includes a trail along the Arroyo street landscaping, lighting and sidewalks on both side of the street. The south side of the existing Nevada street is not developed and needs curb and gutter, street lighting, sidewalks and landscaping. The street landscaping will be continued, and the street widened as necessary to accommodate the lane of travels and bike lanes. The improvements will provide an inviting corridor between the Downtown and new developments at Bernal Avenue and Stanley Boulevard.

Current Funding

Fiscal Year Ending	Munis ID	Funding Source	Org.	Fund Number	Project Cost
FY 19/20	20565	Developmental Impact Fees	21230121	212	\$250,000
FY 20/21	20565	Developmental Impact Fees	21230121	212	\$2,250,000



Santa Rita Road at Valley Avenue Intersection Improvement

Project Number: 20569



Project Description:

This project will design and construct a third southbound left turn lane from Valley Avenue to Santa Rita Road, a second westbound left turn lane from Santa Rita Road to Valley Avenue, and will extend the westbound left turn lane’s turn pocket.

Department: **Community Development**

Project Phase: **Design**

Total Cost: **\$2,800,000**

Funding Source: **Developmental Impact Fees**

Project Justification:

Santa Rita at Valley has been at the top of the collision list for the past several years averaging 9 collisions per year. These improvements will reduce intersection congestion and improve the collision rate. Additionally, Santa Rita at Valley is approaching level of service E and the General Plan identifies these improvements as necessary to maintain an acceptable level of service.

Current Funding

Fiscal Year Ending	Munis ID	Funding Source	Org.	Fund Number	Project Cost
FY 19/20	20569	Developmental Impact Fees	21130120	211	\$300,000
FY 20/21	20569	Developmental Impact Fees	21130120	211	\$200,000
FY 20/21	20569	Developmental Impact Fees	21230121	212	\$2,300,000



Emergency Vehicle Access Road Maintenance

Project Number: 21460

Project Description:

This project will design and construct by contract the rehabilitation and preventative maintenance treatments of emergency vehicle access roadway throughout the city. The work will include conducting a pavement condition analysis and report to identify the highest priority locations and preventative maintenance treatments/rehabilitations. The project includes design, base repairs, curb and gutter/V-ditch repairs, drainage improvements, asphalt overlays, slurry seal or similar treatments.



Department: **Engineering**

Project Phase: **Construction**

Total Cost: **\$500,000**

Funding Source: **General Fund**

Project Justification:

This project is needed to help keep the City emergency vehicle access roadways in a serviceable condition for emergency vehicular traffic and to restore the pavement to a sealed condition to prevent premature deterioration of the pavement.

Current Funding

Fiscal Year Ending	Munis ID	Funding Source	Org.	Fund Number	Project Cost
FY 20/21	21460	General Fund	21130120	211	\$250,000
FY 22/23	23460	General Fund	21130120	211	\$250,000



Bi-Annual Evaluation/ Reclassification of Street Surfaces

Project Number: 21521

Project Description:

This project will secure consultant services to evaluate and reclassify all City street pavement surface conditions as part of the City's ongoing computerized Pavement Management System (PMS). This evaluation is conducted every two years.



Department: **Engineering**

Project Phase: **Planning**

Total Cost: **\$130,000**

Funding Source: **Gas Tax**

Project Justification:

This project provides for the evaluation of existing street conditions. Data collected as part of this process is then integrated into the City's Pavement Management System which allows the City to prioritize City streets for maintenance and rehabilitation to estimate future cost to maintain the City's roadways in good working condition. Maintaining a Pavement Management System is required for eligibility to apply for and receive federal funding.

Current Funding

Fiscal Year Ending	Munis ID	Funding Source	Org.	Fund Number	Project Cost
FY 20/21	21521	Gas Tax	16030231	160	\$65,000
FY 22/23	23521	Gas Tax	16030231	160	\$65,000



Old Vineyard Avenue Pedestrian Trail - Phases II & III

Project Number: 21564

Project Description:

This project will construct Phases II and III of the Old Vineyard Avenue Pedestrian Trail. Phase II would extend from Clara Lane to Vineyard Terrace/Silver Oaks Lane and Phase III would extend from Mingoia Street/Heinz Ranch Court to Vineyard Avenue.



Department: **Engineering**

Project Phase: **Construction**

Total Cost: **\$525,000**

Funding Source: **General Fund**

Project Justification:

The Vineyard Avenue Corridor Specific Plan Trail Plan identified the conversion of "Old" Vineyard Avenue to a trail. Funding and priority has been designated to construct Phases II and III of the trail.

Current Funding

Fiscal Year Ending	Munis ID	Funding Source	Org.	Fund Number	Project Cost
FY 20/21	21564	General Fund	20130110	201	\$525,000



Bi-Annual Bridge Evaluation Program

Project Number: 22518

Project Description:

This bi-annual project involves the maintenance of the 94 bridges located in the City to assure conformance with Caltrans maintenance standards. Bridge maintenance will be determined based upon conclusions reached as part of Caltrans' semi-annual Bridge Inspection Reports and the City's consultant inspection reports. Work will include consultant inspection of City bridges and culverts that are not covered by Caltrans. Joint replacement, crack treatment, minor painting, railing repairs, approach guard rail, foundation repairs and soffit and deck repairs will be performed by a contractor.

Department: **Engineering**

Project Phase: **Planning**

Total Cost: **\$75,000**

Funding Source: **Gas Tax**

Project Justification:

This bi-annual project is needed to help keep City bridges in a safe, smooth riding condition for vehicular traffic. Operating a bridge maintenance program enhances the opportunity to obtain FHWA Highway Bridge Replacement and Rehabilitation funds.

Current Funding

Fiscal Year Ending	Munis ID	Funding Source	Org.	Fund Number	Project Cost
FY 21/22	22518	Gas Tax	16030231	160	\$75,000

This page has been
intentionally left blank.

Parks Projects

4 year Proposed CIP Budget by Project

Project Number	Project Name	FY 19/20	FY 20/21	FY 21/22	FY 22/23	Totals
6716	Lions Wayside and Delucchi Park Renovation	-	-	\$3,000,000	-	\$3,000,000
16446	Pioneer Cemetery Masterplan Implementation Reserve	300,000	300,000	300,000	300,000	1,200,000
17714	Amador Theater Facility Assessment	100,000	-	-	-	100,000
17746	Softball Fieldhouse and Score Keepers' Booth Renovation	1,091,000	-	-	-	1,091,000
17747	Replace Concession Stand #2 at Ken Mercer Sports Park	75,000	-	-	-	75,000
17750	Library Office Remodel	200,000	-	-	-	200,000
17753	Century House Facility Masterplan	100,000	-	-	-	\$100,000
18725	Alviso Adobe Strategic Plan Implementation	-	650,000	-	-	650,000
20736	Annual Median Landscape Renovations	290,000	-	250,000	-	540,000
20744	Annual Court Resurfacing	160,000	310,000	195,000	395,000	1,060,000
20745	Annual Playground Renovations	600,000	445,000	580,000	355,000	1,980,000
20764	Bocce Ball Court Renovations at Centennial Park	400,000	-	-	-	400,000
20770	Centennial Towers Plaza Renovations	150,000	-	-	-	150,000
20771	Mountain Bike Trail	130,000	-	-	-	130,000
20772	Design Phase I of Bernal Community Farm	350,000	-	-	-	350,000
20773	Design Inclusionary/All Access Playground	400,000	-	-	-	400,000
20774	Design Skate Park	400,000	-	-	-	400,000
21775	Tennis and Community Park Sand Volley Ball Court Lighting	-	250,000	-	-	250,000
999CIPR-CIPG	Transfer CIPR-Gen	-	463,413	-	-	463,413
Grand Total		\$4,746,000	\$2,418,413	\$4,325,000	\$1,050,000	\$12,539,413

Parks Projects by Funding Source

Fund Number	Fund Description	Project Name	FY 19/20	FY 20/21	FY 21/22	FY 22/23	Totals
201	Miscellaneous CIP-Gen	Amador Theater Facility Assessment	\$100,000	-	-	-	\$100,000
		Bocce Ball Court Renovations at Centennial Park	400,000	-	-	-	400,000
		Centennial Towers Plaza Renovations	150,000	-	-	-	150,000
		Design Phase I of Bernal Community Farm	350,000	-	-	-	350,000
	Miscellaneous CIP-Gen Total		\$1,000,000	-	-	-	\$1,000,000
201-1	Misc. Gen-CIP CIPR	Transfer CIPR-Gen	-	\$463,413	-	-	\$463,413
	Misc. Gen-CIP CIPR Total		-	\$463,413	-	-	\$463,413
203	Public Facilities Impact Fees	Alviso Adobe Strategic Plan Implementation	-	\$650,000	-	-	\$650,000
		Century House Facility Master Plan	100,000	-	-	-	100,000
	Public Facilities Impact Fees Total		\$100,000	\$650,000	-	-	\$750,000
221	Park CIP - Gen	Annual Court Resurfacing	\$160,000	\$310,000	\$195,000	\$395,000	\$1,060,000
		Annual Median Landscape Renovations	290,000	-	250,000	-	540,000
		Annual Playground Renovations	600,000	445,000	580,000	355,000	1,980,000
		Library Office Remodel	200,000	-	-	-	200,000
	Park CIP - Gen Total		\$1,250,000	\$755,000	\$1,025,000	\$750,000	\$3,780,000
222	Park Development Impact Fees	Design Inclusionary/All Access Playground	\$400,000	-	-	-	\$400,000
		Design Skate Park	400,000	-	-	-	400,000
		Lions Wayside and Delucchi Park Renovation	-	-	3,000,000	-	3,000,000
		Mountain Bike Trail	130,000	-	-	-	130,000
		Pioneer Cemetery Master Plan Implementation Reserve	300,000	300,000	300,000	300,000	1,200,000
		Replace Concession Stand #2 at Ken Mercer Sports Park	75,000	-	-	-	75,000
		Softball Fieldhouse and Score Keepers' Booth Renovation	1,091,000	-	-	-	1,091,000
		Tennis and Community Park Sand Volleyball Court Lighting	-	250,000	-	-	250,000
	Park Development Impact Fees Total		\$2,396,000	\$550,000	\$3,300,000	\$300,000	\$6,546,000
Grand Total			\$4,746,000	\$2,418,413	\$4,325,000	\$1,050,000	\$12,539,413

Lions Wayside and Delucchi Park Renovation

Project Number: 06716



Project Description:

Additional funding for an existing project to design and construct a new park consistent with the Lions Wayside and Delucchi Parks Master Plan, incorporating the newly acquired properties at 4363 and 4377 First Street into the design process and refunding this CIP project budget for the acquisition cost of those two properties. The project also includes potential revisions to the Master Plan to address regulatory limitations imposed by the Regional Water Quality Control Board.

Department: **Engineering**

Project Phase: **Construction**

Total Cost: **\$7,567,029**

Funding Source: **Developmental Impact Fees**

Project Justification:

This project is a priority in the City Council's current Work Plan and is viewed as a significant amenity to the Downtown and the entire community, which utilizes these parks for numerous community and personal events.

Current Funding

Fiscal Year Ending	Munis ID	Funding Source	Org.	Fund Number	Project Cost
FY 21/22	06716	Developmental Impact Fees	22230131	222	\$3,000,000

Prior Year Funding

Fiscal Year Ending	Munis ID	Org.	Fund Number	Project Cost
FY 17/18	06716	22230131	222	\$4,567,029

Pioneer Cemetery Master Plan Implementation Reserve

Project Number: 16446

Project Description:

This project implements physical improvement to cemetery as identified in the Pioneer Cemetery Master Plan. Two projects have been completed to date; the Veterans Memorial Plaza, and the equipment storage facility and parking lot. These projects both included irrigation improvements, plantings, and roadway paving. The next project, phase three, will include the entry area landscaping, information kiosk, wayfinding signs, additional paving, and various landscaping improvements. The estimated cost of phase three is approximately \$400,000. The following project will be the South Hill Improvements and will include landscape improvements, walking paths and the committal area. It is estimated to cost approximately \$725,000. There is currently approximately \$750,000 available from prior year allocations, so combined with the FY 19/20 and 20/21 project funding, phase three and four are fully funded.

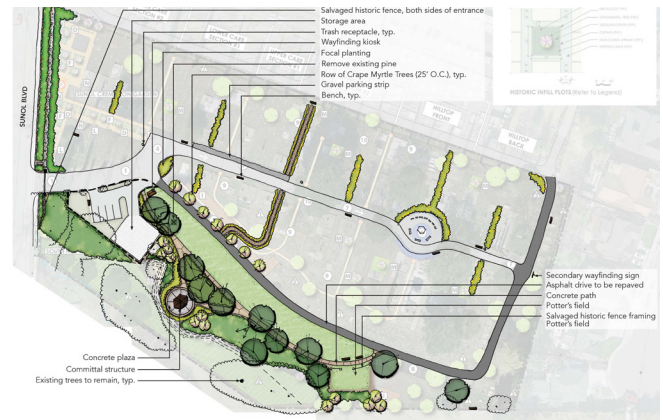
Current Funding

Fiscal Year Ending	Munis ID	Funding Source	Org.	Fund Number	Project Cost
FY 19/20	16446	Developmental Impact Fees	22230131	222	\$300,000
FY 20/21	16446	Developmental Impact Fees	22230131	222	\$300,000
FY 21/22	16446	Developmental Impact Fees	22230131	222	\$300,000
FY 22/23	16446	Developmental Impact Fees	22230131	222	\$300,000

Prior Year Funding

Fiscal Year Ending	Munis ID	Org.	Fund Number	Project Cost
FY 17/18	16446	40150220	401-1	\$500,000
FY 18/19	16446	22230131	222	\$500,000

Parks



Department: **Engineering**

Project Phase: **Construction**

Total Cost: **\$2,200,000**

Funding Source: **Developmental Impact Fees**

Project Justification:


The 2014 Pioneer Cemetery Master Plan identified specific goals and improvements for the Pioneer Cemetery and the 2018 amendment updated those improvements. This project carries out the design and construction of the improvements.

Amador Theater Facility Assessment

Project Number: 17714

Project Description:

Modifications to the Amador Theater are necessary to improve and enhance the arts programming in the community. This project will assess the condition of the existing facility including the structural integrity, plumbing systems, HVAC systems, ADA compliance, roofing, etc. This information will then be used to determine what modifications are feasible. Cost estimates will be prepared for any proposed modifications. The final report will be used to develop and budget the proposed work.



Department: **Engineering**

Project Phase: **Planning**

Total Cost: **\$160,000**

Funding Source: **General Fund**

Project Justification:

The Amador Theater is aging. There are indications that settlement has occurred or is occurring. There are also other current code compliance issues that need to be addressed in this public gathering space. This project will assess the condition of the facility and determine what can be done and at what cost.

Current Funding

Fiscal Year Ending	Munis ID	Funding Source	Org.	Fund Number	Project Cost
FY 19/20	17714	General Fund	20130110	201	\$100,000

Prior Year Funding

Fiscal Year Ending	Munis ID	Org.	Fund Number	Project Cost
FY 17/18	17714	22230131	222	\$60,000

Softball Fieldhouse and Score Keepers' Booth Renovation

Project Number: 17746

Project Description:


This project will refurbish the exterior of the softball fieldhouse with new doors and windows, new roofing materials, weather proofing and sidings, and paint. The project will also replace exterior concrete to improve drainage away from the perimeter of the building, and replace all four of the scorekeepers' booths. Updates to the interior include first-floor restrooms to meet current ADA requirements, convert the first aid room on the first floor to an occupiable space, aesthetic improvements to the office space on the second floor including renovation to the kitchen area, and new finishes to the second-floor restroom. This project was originally planned for construction in 2017. However due to some additions to the scope of work, and the construction environment causing increases to cost, this additional funding is necessary to complete the work.

Current Funding

Fiscal Year Ending	Munis ID	Funding Source	Org.	Fund Number	Project Cost
FY 19/20	17746	Developmental Impact Fees	22230131	222	\$1,091,000

Prior Year Funding

Fiscal Year Ending	Munis ID	Org.	Fund Number	Project Cost
FY 17/18	17746	22130130	221	\$709,000



Department: **Engineering**

Project Phase: **Construction**

Total Cost: **\$1,800,000**

Funding Source: **Developmental Impact Fees**

Project Justification:

The two-story building with wood-sided construction was built in the early 1990s and has been in service for more than twenty years. It has reached the end of its maintainable service life. All areas of the exterior need to be refurbished, including new windows and some of the doors. The score keepers' booths need to be refurbished or completely rebuilt. The restrooms need to be updated to meet changes in the Americans with Disabilities Act (ADA).

Replace Concession Stand #2 at Ken Mercer Sports Park

Project Number: 17747

Project Description:

This project will replace Concession Stand Two at Ken Mercer Sports Park with a similar sized building. The replacement building will be a pre-fabricated structure similar to the recently replaced Concession Stand Three. The project will include utility relocations and sidewalk improvements to improve drainage. The project was budgeted in 2017, but additional funding is necessary to complete the work.



Department: **Engineering**

Project Phase: **Construction**

Total Cost: **\$425,000**

Funding Source: **Developmental Impact Fees**

Project Justification:

This 1992 wood-sided building requires replacement to meet County of Alameda Health Department codes to permit the sale of prepared on site food (hot dogs, chili fries, etc,) and beverages by Pleasanton's youth sports groups.

Current Funding

Fiscal Year Ending	Munis ID	Funding Source	Org.	Fund Number	Project Cost
FY 19/20	17747	Developmental Impact Fees	22230131	222	\$75,000

Prior Year Funding

Fiscal Year Ending	Munis ID	Org.	Fund Number	Project Cost
FY 17/18	17747	22230131	222	\$350,000

Library Office Remodel

Project Number: 17750

Project Description:

This additional funding will be used to create temporary office space for 10-12 library staff and temporary common work counter area for use during construction of the library office remodel, and purchase a storage trailer that will meet the library's storage needs after the remodel.



Department: **Engineering**

Project Phase: **Construction**

Total Cost: **\$1,500,000**

Funding Source: **Developer Contributions**

Project Justification:

The original budget considered only the cost of design and construction of the Library Remodel.

Current Funding

Fiscal Year Ending	Munis ID	Funding Source	Org.	Fund Number	Project Cost
FY 19/20	17750	Developer Contributions	22130130	221	\$200,000

Prior Year Funding

Fiscal Year Ending	Munis ID	Org.	Fund Number	Project Cost
FY 18/19	17750	22230131	222	\$1,300,000

Century House Facility Master Plan

Project Number: 17753

Project Description:


An assessment has been completed on the Century House to determine its existing condition and to determine what is required to bring the facility back into public use. The next phase of this project will be to prepare a Master Plan, with community input, to determine the best use of the Century House, parking requirements, and how the facility can be refurbished for the identified uses.

Current Funding

Fiscal Year Ending	Munis ID	Funding Source	Org.	Fund Number	Project Cost
FY 19/20	17753	Developmental Impact Fees	20330112	203	\$100,000

Prior Year Funding

Fiscal Year Ending	Munis ID	Org.	Fund Number	Project Cost
FY 18/19	17753	22230131	222	\$100,000



Department: **Engineering**

Project Phase: **Planning**

Total Cost: **\$200,000**

Funding Source: **Developmental Impact Fees**

Project Justification:

The Century House has been closed for the last four-years due to concerns about code compliance and health and safety issues. There is a community desire to re-open the house for use, but the recent condition assessment indicates there is significant renovation required to accomplish a re-opening. Before the actual renovation can be successfully designed and implemented, it is necessary to master plan the future uses of the facility so the renovation can be designed to best serve the proposed uses.

Alviso Adobe Strategic Plan Implementation

Project Number: 18725

Project Description:

This project will design and construct capital improvements identified in the Alviso Adobe Community Park Master Plan. Projects within the plan include additional storage, classroom, office space and a kitchen that are needed to improve the park's functionality.



Department: **Engineering**

Project Phase: **Construction**

Total Cost: **\$1,000,000**

Funding Source: **Developmental Impact Fees**

Project Justification:

The Alviso Adobe Community Park Strategic Plan has identified the need to implement improvements to increase the park's functionality, improve programming, and pay homage to the historical legacy of the park.

Current Funding

Fiscal Year Ending	Munis ID	Funding Source	Org.	Fund Number	Project Cost
FY 20/21	18725	Developmental Impact Fees	20330112	203	\$650,000

Prior Year Funding

Fiscal Year Ending	Munis ID	Org.	Fund Number	Project Cost
FY 18/19	18725	22230131	222	\$350,000

Annual Median Landscape Renovations

Project Number: 20736

Project Description:

This annual project replaces the landscaping in various medians owned and maintained by the City.



Department: **Engineering**

Project Phase: **Repair and Maintenance**

Total Cost: **\$540,000**

Funding Source: **Repair and Replacement Funds**

Project Justification:

The landscape and irrigation for the medians and parkway landscaping within the City require replacement once they have come to the end of their useful life.

Current Funding

Fiscal Year Ending	Munis ID	Funding Source	Org.	Fund Number	Project Cost
FY 19/20	20736	Repair and Replacement Funds	22130130	221	\$290,000
FY 21/22	22736	Repair and Replacement Funds	22130130	221	\$250,000

Annual Court Resurfacing

Project Number: 20744

Project Description:

This project provides for the resurfacing of various basketball or tennis courts at City-owned parks.



Department: **Engineering**

Project Phase: **Repair and Maintenance**

Total Cost: **\$1,060,000**

Funding Source: **Repair and Replacement Funds**

Project Justification:

The basketball and tennis courts have significant cracks, the asphalt is alligatoring and/or crumbling, and the acrylic paint is worn or peeling. The resurfacing includes grinding down or removing the existing pavement, filling and repairing cracks, and installing a slip-sheet overlay and new acrylic surfacing.

Current Funding

Fiscal Year Ending	Munis ID	Funding Source	Org.	Fund Number	Project Cost
FY 19/20	20744	Repair and Replacement Funds	22130130	221	\$160,000
FY 20/21	21744	Repair and Replacement Funds	22130130	221	\$310,000
FY 21/22	22744	Repair and Replacement Funds	22130130	221	\$195,000
FY 22/23	23744	Repair and Replacement Funds	22130130	221	\$395,000

Annual Playground Renovations

Project Number: 20745

Project Description:

This annual project provides for the repair and replacement of playgrounds in City-owned and maintained parks.



Department: **Engineering**

Project Phase: **Repair and Maintenance**

Total Cost: **\$1,980,000**

Funding Source: **Repair and Replacement Funds**

Project Justification:

Playgrounds should be replaced within 15–20 years of installation to prevent potential liability and to meet new code requirements.

Current Funding

Fiscal Year Ending	Munis ID	Funding Source	Org.	Fund Number	Project Cost
FY 19/20	20745	Repair and Replacement Funds	22130130	221	\$600,000
FY 20/21	21745	Repair and Replacement Funds	22130130	221	\$445,000
FY 21/22	22745	Repair and Replacement Funds	22130130	221	\$580,000
FY 22/23	23745	Repair and Replacement Funds	22130130	221	\$355,000

Bocce Ball Court Renovations at Centennial Park

Project Number: 20764

Project Description:

This project will design and construct renovations to the two existing bocce ball courts at Centennial Park. Improvements include the replacement of the bocce surfacing, new shade structures and furnishings, as well as drainage, electrical, and access improvements.



Department: **Engineering**

Project Phase: **Design**

Total Cost: **\$400,000**

Funding Source: **Capital Improvement Program Reserve**

Project Justification:

The court surfacing requires replacement and access improvements to the courts are required.

Current Funding

Fiscal Year Ending	Munis ID	Funding Source	Org.	Fund Number	Project Cost
FY 19/20	20764	Capital Improvement Program Reserve	20130110	201	\$400,000

Centennial Towers Plaza Renovations

Project Number: 20770

Project Description:

This project includes design and construction the planned renovation of the Centennial Towers plaza located in Civic Park. Improvements include the renovation of the existing engraved brick plaza, replacement of the surrounding concrete, and complete replacement of electrical and lighting systems that provide light for the centrally located public art.



Department: **Engineering**

Project Phase: **Design**

Total Cost: **\$150,000**

Funding Source: **Capital Improvement Program Reserve**

Project Justification:

The Centennial Towers artwork and associated plaza was installed in Civic Park in 1994 in commemoration of the City of Pleasanton’s 100th year. The plaza has settled over time and created drainage issues that have impacted the in-ground lighting. The lighting no longer works and is a potential hazard. Replacement of the lighting requires that the plaza, and the engraved bricks within the plaza, be removed.

Current Funding

Fiscal Year Ending	Munis ID	Funding Source	Org.	Fund Number	Project Cost
FY 19/20	20770	Capital Improvement Program Reserve	20130110	201	\$150,000

Mountain Bike Trail

Project Number: 20771

Project Description:

This project involves the design, environmental permitting, and construction of a single track downhill technical mountain bike trail in Augustin Bernal Park as identified in the updated Trails Master Plan.



Department: **Engineering**

Project Phase: **Design**

Total Cost: **\$130,000**

Funding Source: **Developmental Impact Fees**

Project Justification:

There is significant community support to implement this project identified in the updated Trails Master Plan.

Current Funding

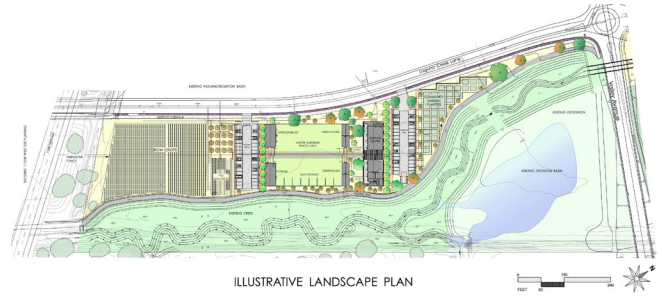
Fiscal Year Ending	Munis ID	Funding Source	Org.	Fund Number	Project Cost
FY 19/20	20771	Developmental Impact Fees	22230131	222	\$130,000

Design Phase I of Bernal Community Farm

Project Number: 20772

Project Description:

This project would design the first phase of the Bernal Park Community Farm Master Plan.



Department: **Engineering**

Project Phase: **Design**

Total Cost: **\$350,000**

Funding Source: **General Fund**

Project Justification:

The first phase of the Master Plan involves grading, installation of utilities, and the construction of various facilities for an expanded City garden patch program, the Alameda County Master Gardeners, and other educational programs.

Current Funding

Fiscal Year Ending	Munis ID	Funding Source	Org.	Fund Number	Project Cost
FY 19/20	20772	General Fund	20130110	201	\$350,000

Design Inclusionary/All Access Playground

Project Number: 20773

Project Description:

This funding will be used to begin the design of ADA access and an all abilities playground to foster more connections and opportunities for young families. The design process will involve community outreach to seek input to determine best location, size, and amenities to be included in the playground. Design and construction will follow and may require additional funding to be prioritized and allocated in future years.



Department: **Engineering**

Project Phase: **Design**

Total Cost: **\$400,000**

Funding Source: **Developmental Impact Fees**

Project Justification:

An inclusionary/all access playground is desired by many within the community. This project will help to define the vision of the playground, determine the cost of the facility, and to the degree possible begin the construction plans and specifications.

Current Funding

Fiscal Year Ending	Munis ID	Funding Source	Org.	Fund Number	Project Cost
FY 19/20	20773	Developmental Impact Fees	22230131	222	\$400,000

Design Skate Park

Project Number: 20774

Project Description:

This project involves review and discussion by the Parks and Recreation Commission to determine whether to add a new skate park or expand the current skate park in the Ken Mercer Sports Park, as outlined in the Parks and Recreation Master Plan. Design will follow. Additional construction funds may be required.



Department: **Engineering**

Project Phase: **Design**

Total Cost: **\$400,000**

Funding Source: **Developmental Impact Fees**

Project Justification:

This project has been identified as a City Council priority and has substantial support from the community.

Current Funding

Fiscal Year Ending	Munis ID	Funding Source	Org.	Fund Number	Project Cost
FY 19/20	20774	Developmental Impact Fees	22230131	222	\$400,000

Tennis and Community Park Sand Volleyball Court Lighting

Project Number: 21775

Project Description:

This project involves the construction of new LED lighting for one of both sand volley ball courts at the Pleasanton Tennis and Community Park.



Department: **Engineering**

Project Phase: **Construction**

Total Cost: **\$250,000**

Funding Source: **Developmental Impact Fees**

Project Justification:

The existing sand volley ball courts at the Pleasanton Tennis and Community Park currently do not have lighting. The addition of the lights will extend the use of the courts and will be an extension of the lit basketball and tennis courts at the complex.

Current Funding

Fiscal Year Ending	Munis ID	Funding Source	Org.	Fund Number	Project Cost
FY 20/21	21775	Developmental Impact Fees	22130130	222	\$250,000

Miscellaneous Projects

4 year Proposed CIP Budget by Project

Project Number	Project Name	Fund Description	FY 19/20	FY 20/21	FY 21/22	FY 22/23	Totals
15445	CEC LED Loan Repayment	Miscellaneous CIP-Gen	\$190,628	\$ 190,628	\$190,628	\$190,628	\$381,256
17423	Design & Construct "New" Fire Station #3	Miscellaneous CIP-Gen	-	1,352,927	-	-	
		Public Facility -CIPR	2,647,073	-	-	-	4,000,000
17448	Expand Parking on Downtown Transportation Corridor	Miscellaneous CIP-Gen	1,000,000	-	-	-	1,000,000
18406	Oak Tree Farm Storm System Improvements	Storm Drain Replacement/ Renov	-	-	250,000	-	250,000
18439	Climate Action Plan (CAP) Update	Miscellaneous CIP-Gen	\$150,000	-	-	-	\$150,000
20414	Annual Roof Replacement	Miscellaneous CIP-Gen	814,445	149,136	895,945	459,360	2,318,886
20415	Annual Storm Repairs and Improvements	Storm Drain Replacement/ Renov	125,000	125,000	125,000	125,000	500,000
20416	Annual Soundwall Repair & Replacement	Miscellaneous CIP-Gen	200,000	200,000	200,000	200,000	800,000
20424	City Parking Lots - Resurfacing	Miscellaneous CIP-Gen	500,000	500,000	500,000	500,000	2,000,000
20425	Annual HVAC Replacement	Miscellaneous CIP-Gen	100,000	1,110,000	-	941,550	2,151,550
21429	Bi-Annual Fence Installation and Repair	Miscellaneous CIP-Gen	-	100,000	-	100,000	200,000
20443	Annual Installation of Trash Capture Devices	Storm Drain Replacement/ Renov	150,000	150,000	150,000	150,000	600,000
20467	OSC Trash Enclosure	Miscellaneous CIP-Gen	100,000	-	-	-	100,000
20468	Short-Term ACE Station Parking Solution	Miscellaneous CIP-Gen	1,000,000	-	-	-	1,000,000
20458	Arroyo Mocho Storm Drain Outfall Repair	Storm Drain Replacement/ Renov	250,000	-	-	-	250,000
20459	Fire Station #4 Repair	Miscellaneous CIP-Gen	150,000	-	-	-	150,000
20462	Design Lighting Improvements on St. Mary from Peters to City's Railroad Parking Lot (including improved safety lighting in the parking area)	Miscellaneous CIP-Gen	100,000	-	-	-	100,000
21461	Fiber Master Plan	Miscellaneous CIP-Gen	-	100,000	-	-	100,000
21463	Remove City Hall Modular Buildings	Public Facilities Impact Fees	-	200,000	-	-	200,000
94451	East County Animal Shelter Debt Service	Miscellaneous CIP-Gen	15,000	15,000	15,000	15,000	
		Public Facilities Impact Fees	15,000	15,000	15,000	15,000	120,000
999CEM	Fund Transfer	Pioneer Cemetery Reserve	272,274	-	-	-	272,274
999PF-PK	Fund Transfer	Public Facilities Impact Fees	1,107,829	1,210,000	3,500,000	-	5,817,829
		Grand Total	\$8,887,249	\$5,417,691	\$5,841,573	\$2,696,538	\$22,843,051

Miscellaneous Projects by Funding Source

Fund Number	Fund Description	Project Name	FY 19/20	FY 20/21	FY 21/22	FY 22/23	Totals
201	Miscellaneous CIP-Gen	Annual HVAC Replacement	\$100,000	\$1,110,000	-	\$941,550	\$2,151,550
		Annual Roof Replacement	814,445	149,136	895,945	459,360	2,318,886
		Annual Soundwall Repair and Replacement	200,000	200,000	200,000	200,000	800,000
		Bi-Annual Fence Installation and Repair	-	100,000	-	100,000	200,000
		CEC LED Loan Repayment	190,628	190,628	190,628	190,628	762,512
		City Parking Lots - Resurfacing	500,000	500,000	500,000	500,000	2,000,000
		Climate Action Plan (CAP) Update	150,000	-	-	-	150,000
		Design and Construct "New" Fire Station #3	-	1,352,927	-	-	1,352,927
		Design Lighting Improvements on St. Mary from Peters to City's Railroad Parking Lot (Including Improved Safety Lighting in the Parking Area)	100,000	-	-	-	100,000
		East County Animal Shelter Debt Service	15,000	15,000	15,000	15,000	60,000
		Expand Parking on Downtown Transportation Corridor	1,000,000	-	-	-	1,000,000
		Fiber Master Plan	-	100,000	-	-	100,000
		Fire Station #4 Repair	150,000	-	-	-	150,000
		OSC Trash Enclosure	100,000	-	-	-	100,000
		Short-Term ACE Station Parking Solution	1,000,000	-	-	-	1,000,000
	Miscellaneous CIP-Gen Total		\$4,320,073	\$3,717,691	\$1,801,573	\$2,406,538	\$12,245,875
203	Public Facilities Impact Fees	East County Animal Shelter Debt Service	\$15,000	\$15,000	\$15,000	\$15,000	\$60,000
		Fund Transfer	1,107,829	1,210,000	3,500,000	-	5,817,829
		Remove City Hall Modular Buildings	-	200,000	-	-	200,000
	Public Facilities Impact Fees Total		\$1,122,829	\$1,425,000	\$3,515,000	\$15,000	\$6,077,829
203-1	Public Facility -CIPR	Design and Construct "New" Fire Station #3	\$2,647,073	-	-	-	\$2,647,073
	Public Facility -CIPR Total		\$2,647,073	-	-	-	\$2,647,073
222-1	Pioneer Cemetery Reserve	Fund Transfer	\$272,274	-	-	-	\$272,274
	Pioneer Cemetery Reserve Total		\$272,274	-	-	-	\$272,274
441	Storm Drain Replacement/ Renov	Annual Installation of Trash Capture Devices	\$150,000	\$150,000	\$150,000	\$150,000	\$600,000
		Annual Storm Repairs and Improvements	125,000	125,000	125,000	125,000	500,000
		Arroyo Mocho Storm Drain Outfall Repair	250,000	-	-	-	\$250,000
		Oak Tree Farm Storm System Improvements	-	-	250,000	-	250,000
	Storm Drain Replacement/ Renov Total		\$525,000	\$275,000	\$525,000	\$275,000	\$1,600,000
		Grand Total	\$8,887,249	\$5,417,691	\$5,841,573	\$2,696,538	\$22,843,051



Design and Construct “New” Fire Station #3

Project Number: 17423

Project Description:

This project involves construction of a new station, fully compliant with modern codes and fire service needs on the existing Station #3 site. The building assessment determined that the total cost to remove the existing building and construct new facility was approximately \$4.0 million. The project includes housing the fire personnel in temporary facilities during construction, envisioned to be located in the northern most section of the Valley Community Hospital parking lot. This is additional funding toward construction of Fire Station #3 due to increasing costs in the construction market since the original estimate. The \$4M original estimate also did not include all projects costs such as design, construction management, material testing and inspection, temporary facilities for fire personnel during construction, etc.

Current Funding

Fiscal Year Ending	Munis ID	Funding Source	Org.	Fund Number	Project Cost
FY 19/20	17423	Developmental Impact Fees General Fund	20330112	203-1	\$2,647,073
FY 20/21	17423	Developmental Impact Fees General Fund	20130110	201	\$1,352,927

Prior Year Funding

Fiscal Year Ending	Munis ID	Org.	Fund Number	Project Cost
FY 17/18	17423	20330112	203	\$2,241,421
FY 17/18	17423	20430114	204	\$1,793,579



Department: **Engineering**

Project Phase: **Construction**

Total Cost: **\$8,035,000**

Funding Source: **Developmental Impact Fees,
General Fund**

Project Justification:

An assessment of Fire Stations #2 and #3 was completed to determine the structural integrity, the condition of the building systems (plumbing, electrical, HVAC, etc.) and each of the building’s ability to adequately house all functions of the present day fire department. The purpose of the assessment was to determine if the buildings could be remodeled to serve into the future, or need to be replaced. Fire Station #3 was determined to be at the end of its useful life and cannot be cost effectively remodeled for future use. Bids opened in March of 2019 identified the total project cost to be approximately \$8 million dollars.

Expand Parking on Downtown Transportation Corridor

Project Number: 17448

Project Description:

This project will design and construct a public parking lot on the transportation corridor between Bernal Avenue and Abbie Street. The project will replace an existing stabilized gravel parking lot that has a one-way drive aisle and diagonal parking. The new parking lot will be similar to the Firehouse Arts Center parking lot with a two-way drive aisle, ninety-degree parking on each side, walking path and landscaping. The project will require a 5-to-6-foot retaining wall be built along the west edge of the railroad corridor, drainage improvements, stormwater treatment facilities, curb, gutter, new asphalt and striping.

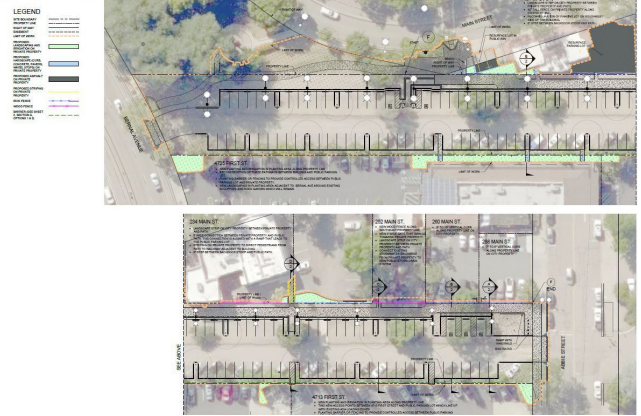
Current Funding

Fiscal Year Ending	Munis ID	Funding Source	Org.	Fund Number	Project Cost
FY 19/20	17448	General Fund	20130110	201	\$1,000,000

Prior Year Funding

Fiscal Year Ending	Munis ID	Org.	Fund Number	Project Cost
FY 17/18	17448	20130110	201	\$200,000
FY 18/19	17448	20130110	201	\$2,000,000

Miscellaneous



Department: **Engineering**

Project Phase: **Construction**

Total Cost: **\$3,200,000**

Funding Source: **General Fund**

Project Justification:

This project was identified as a high priority in the Downtown Parking Strategy and Implementation Plan. It will provide up to 70 to 80 additional parking spots in the downtown area.



Oak Tree Farm Storm System Improvements

Project Number: 18406



Project Description:

This project will repair the erosion of the channel at the 3 Oaks Farm Outfall structure to the Arroyo de la Laguna. The project will include limited clearing and grubbing to gain equipment access from the top of bank to place 1-to-3-ton rocks along the failed west bank and channel floor of the natural earthen channel. The area will be restored with soil, native seed mix and erosion control blankets. This project will also address storm drain repairs at Sassafras, Foundray, Yearling, War Glord, and Rockford. This project is eligible for partial reimbursement under FEMA grant application ALPLG83.

Department: **Operations Services**

Project Phase: **Construction**

Total Cost: **\$490,000**

Funding Source: **Storm Drain**

Project Justification:

During the winter storm events of 2017, the channel was severely eroded, causing loss of the banks. The work will repair the failed sections and prevent future erosion of the channel.

Current Funding

Fiscal Year Ending	Munis ID	Funding Source	Org.	Fund Number	Project Cost
FY 21/22	18406	Storm Drain	44141801	441	\$250,000

Prior Year Funding

Fiscal Year Ending	Munis ID	Org.	Fund Number	Project Cost
FY 18/19	18406	16230241	162	\$240,000



Climate Action Plan (CAP) Update

Project Number: 18439

Project Description:

Professional service to assist with the task of updating of the City's Climate Action Plan and greenhouse gas inventories.

Project Justification:

The City's current Climate Action Plan was adopted by Council in 2012. The Plan lays out 167 action measures for implementation to help the City reduce its greenhouse gas (GHG) emissions to 15% below the 2005 levels by 2020. The City is committed to revising the Plan and updating the community's GHG inventories every five years in order to meet additional State mandates to reduce emissions to 40% below 1990 levels by 2030. Funding is needed to hire a contractor to update the Plan in FYs 19 and 20. The contractor will work with the City's Green Team to assess current Plan implementation, identify gaps, and propose new action measures for inclusion in the new plan. Furthermore, the contractor will either develop standalone GHG inventories for the City or supplement a parallel effort being supported by the Alameda County Energy Council's Technical Advisory Committee. That effort would only conduct GHG inventories for communities in the county, without accounting for emissions from municipal operations.



Department: **Operations Services**

Project Phase: **Assessment**

Total Cost: **\$300,000**

Funding Source: **General Fund**

Project Justification:

Current Funding

Fiscal Year Ending	Munis ID	Funding Source	Org.	Fund Number	Project Cost
FY 19/20	18439	General Fund	20130110	201	\$150,000

Prior Year Funding

Fiscal Year Ending	Munis ID	Org.	Fund Number	Project Cost
FY 18/19	18439	20130110	201-1	\$150,000



Annual Roof Replacement

Project Number: 20414

Project Description:

Annual repair and replacement of roofs of various City-owned Facilities.



Department: **Operations Services**

Project Phase: **Construction**

Total Cost: **\$2,318,886**

Funding Source: **Repair and Replacement Funds**

Project Justification:

Per the Facilities Repair and Replacement Plan, several roofs listed in the plan are at the end of their useful lives and are due for replacement.

Current Funding

Fiscal Year Ending	Munis ID	Funding Source	Org.	Fund Number	Project Cost
FY 19/20	20414	Repair and Replacement Funds	20130110	201	\$814,445
FY 20/21	20414	Repair and Replacement Funds	20130110	201	\$149,136
FY 21/22	22414	Repair and Replacement Funds	20130110	201	\$895,945
FY 22/23	23414	Repair and Replacement Funds	20130110	201	\$459,360



Annual Storm Repairs and Improvements

Project Number: 20415



Project Description:

This project will provide erosion control and other storm protection measures for City owned property. The project includes the repair, replacement or installation of new storm facilities to protect property from damages associated with storm activity, improve storm water quality, and reduce work required to safely remove accumulated debris and silt. Work would either be performed by City staff or through contracted services.

Department: **Operations Services**

Project Phase: **Design**

Total Cost: **\$500,000**

Funding Source: **Storm Drain**

Project Justification:

There is an ongoing need to perform repairs or remedial measures to prevent or limit storm damage and improve storm water quality. Recent elevated rain runoff flows have significantly impacted the storm water system infrastructure.

Current Funding

Fiscal Year Ending	Munis ID	Funding Source	Org.	Fund Number	Project Cost
FY 19/20	20415	Storm Drain	44141801	441	\$125,000
FY 20/21	21415	Storm Drain	44141801	441	\$125,000
FY 21/22	22415	Storm Drain	44141801	441	\$125,000
FY 22/23	23415	Storm Drain	44141801	441	\$125,000



Annual Soundwall Repair and Replacement

Project Number: 20416

Project Description:

This annual project will provide for the repair and replacement of existing damaged or failing soundwalls that are City owned. Work would either be performed by the City or contracted services. This was previously a bi-annual project but has been modified to "Annual" to address this City Council Priority associated with this project.



Department: **Engineering**

Project Phase: **Repair and Maintenance**

Total Cost: **\$800,000**

Funding Source: **General Fund**

Project Justification:

There is an ongoing need to have available funding to perform repairs or replacement of damaged or failing soundwalls to keep them in a safe operating condition. Existing soundwalls are a mixture of concrete, masonry, and wood panel and some are reaching the end of their life expectancy. Soundwalls are being impacted by age, moving soils, failing foundations, trees and traffic accidents.

Current Funding

Fiscal Year Ending	Munis ID	Funding Source	Org.	Fund Number	Project Cost
FY 19/20	20416	General Fund	20130110	201	\$200,000
FY 20/21	21416	General Fund	20130110	201	\$200,000
FY 21/22	22416	General Fund	20130110	201	\$200,000
FY 22/23	23416	General Fund	20130110	201	\$200,000



City Parking Lots - Resurfacing

Project Number: 20424



Project Description:

This project will design and construct by contract the rehabilitation and preventative maintenance treatments on 23 City-owned parking lots that comprise 800,000 square feet of pavement. The work will include conducting a pavement condition analysis and report to identify the highest priority locations and preventative maintenance treatments/rehabilitations. The project includes design, base repairs, curb and gutter repairs, drainage improvements, asphalt overlays, slurry seal or similar treatments, rehabilitation of failed locations and new striping.

Department: **Engineering**

Project Phase: **Construction**

Total Cost: **\$2,000,000**

Funding Source: **General Fund**

Project Justification:

This project is needed to help keep the City parking lots in a smooth condition for vehicular traffic and to restore the pavement to a sealed condition to prevent premature deterioration of the pavement.

Current Funding

Fiscal Year Ending	Munis ID	Funding Source	Org.	Fund Number	Project Cost
FY 19/20	20424	General Fund	20130110	201	\$500,000
FY 20/21	21424	General Fund	20130110	201	\$500,000
FY 21/22	22424	General Fund	20130110	201	\$500,000
FY 22/23	23424	General Fund	20130110	201	\$500,000



Annual HVAC Replacement

Project Number: 20425



Project Description:

Replace the HVAC system(s) at various City-owned Facilities.

Department: **Operations Services**

Project Phase: **Construction**

Total Cost: **\$2,151,550**

Funding Source: **Repair and Replacement Funds**

Project Justification:

Per the Facilities Repair and Replacement Plan, the HVAC systems at the facilities listed in the plan have reached the end of their useful life and are due for replacement.

Current Funding

Fiscal Year Ending	Munis ID	Funding Source	Org.	Fund Number	Project Cost
FY 19/20	20425	Repair and Replacement Funds	20130110	201	\$100,000
FY 20/21	21425	Repair and Replacement Funds	20130110	201	\$1,110,000
FY 22/23	23425	Repair and Replacement Funds	20130110	201	\$941,550



Annual Installation of Trash Capture Devices

Project Number: 20443

Project Description:

This project involves the annual installation of full trash capture devices for the removal of trash pollutants from the storm drain system before they reach receiving waters.



Department: **Operations Services**

Project Phase: **Construction**

Total Cost: **\$600,000**

Funding Source: **Storm Drain**

Project Justification:

Installation of these devices is an NPDES Regulatory requirement to meet minimum trash capture goals in the storm drain system to prevent trash from reaching receiving waters.

Current Funding

Fiscal Year Ending	Munis ID	Funding Source	Org.	Fund Number	Project Cost
FY 19/20	20443	Storm Drain	44141801	441	\$150,000
FY 20/21	21443	Storm Drain	44141801	441	\$150,000
FY 21/22	22443	Storm Drain	44141801	441	\$150,000
FY 22/23	23443	Storm Drain	44141801	441	\$150,000



Arroyo Mocho Storm Drain Outfall Repair

Project Number: 20458

Project Description:

The project is to repair a 21-inch diameter storm drain pipe and outfall located in the Arroyo Mocho. In February 2019, erosion of the embankment was experienced and the storm drain pipe separated. Zone 7 temporarily stabilized the embankment and installed a temporary coupling to prevent further damage. In coordination with Zone 7, this project is to design and installed a permanent repair of the outfall.



Department: **Operations Services**

Project Phase: **Design**

Total Cost: **\$250,000**

Funding Source: **Storm Drain**

Project Justification:

Permanent repair of the outfall is required to main proper storm drainage of the respective area.

Current Funding

Fiscal Year Ending	Munis ID	Funding Source	Org.	Fund Number	Project Cost
FY 19/20	20458	Storm Drain	44141801	441	\$250,000



Fire Station #4 Repair

Project Number: 20459

Project Description:

Repair defective roofing and wall waterproofing at Fire Station #4 left by contractor that was contracted to replace the roof and parapet wall caps.

Department: **Engineering**
Project Phase: **Repair and Maintenance**
Total Cost: **\$150,000**
Funding Source: **General Fund**

Project Justification:

The contractor working on the Fire Station #4 roof and parapet wall suddenly went out of business. The project was nearly complete, but leaks developed during rains. Upon investigation it was determined that the leaks are the result of defective work. The City is attempting to have work completed through the use of the contractor’s performance bond. However to avoid further damage to the facility, the work must be accomplished before next winter’s rains. While the goal remains to work with the surety company to complete the work, these funds will allow staff to correct the issues if the surety company process takes longer than is available before the rainy season.

Current Funding

Fiscal Year Ending	Munis ID	Funding Source	Org.	Fund Number	Project Cost
FY 19/20	20459	General Fund	20130110	201	\$150,000



Design Lighting Improvements on St. Mary from Peters to City's Railroad Parking Lot (Including Improved Safety Lighting in the Parking Area)

Project Number: 20462

Project Description:

The area is under lit in the evenings. The project includes evaluation of proposed need, and if necessary, design and construction. The project includes the addition of new street lighting and potentially lighting the parking at St Mary's and the railroad track intersection.



Department: **Engineering**

Project Phase: **Construction**

Total Cost: **\$100,000**

Funding Source: **General Fund**

Project Justification:

The parking lot at St Mary's and the railroad track intersection was constructed for downtown workers to create open parking for customers. However the area is under lit at night and the darkness is perceived as a impediment to attracting people to use the lot.

Current Funding

Fiscal Year Ending	Munis ID	Funding Source	Org.	Fund Number	Project Cost
FY 19/20	20462	General Fund	20130110	201	\$100,000



OSC Trash Enclosure

Project Number: 20467

Project Description:

This project would install a code-compliant trash enclosure for trash, recycling and organic materials dumpsters. Code requires connection to sewer system, and fire suppression.



Department: **Operations Services**

Project Phase: **Construction**

Total Cost: **\$100,000**

Funding Source: **Capital Improvement Program Reserve, General Fund**

Project Justification:

The current trash set up at the Operations Services Center is not compliant. Installation of a compliant trash enclosure will provide adequate drainage to sanitary sewer system, add sprinklers in case of a fire, add a hose bib for a clean out and have a roof structure to protect the bins from rain.

Current Funding

Fiscal Year Ending	Munis ID	Funding Source	Org.	Fund Number	Project Cost
FY 19/20	20467	Capital Improvement Program Reserve General Fund	20130110	201	\$100,000



Short-Term ACE Station Parking Solution

Project Number: 20468

Project Description:

Improve the City-owned (former SFPUC) parcel on Old Bernal Avenue to provide additional (temporary) parking supply. The parking lot surface will be a stabilized compacted aggregate, and include appropriate safety lighting. This project will also include ADA accessible concrete improvements to access the sidewalk along the north side of Bernal Avenue at both the parking lot side and the west side, to get "up" to access the ACE train platform.



Department: **Engineering**

Project Phase: **Construction**

Total Cost: **\$1,000,000**

Funding Source: **General Fund**

Project Justification:

The City and ACE have been working together on a parking solution for the train station. This temporary City solution helps parking spill over into residential neighborhoods while ACE and the City consider a permanent solution.

Current Funding

Fiscal Year Ending	Munis ID	Funding Source	Org.	Fund Number	Project Cost
FY 19/20	20468	General Fund	20130110	201	\$1,000,000



Bi-Annual Fence Installation and Repair

Project Number: 21429

Project Description:

This project involves the repair or replacement of fencing along various City-owned properties. Fencing repair and replacement will be scheduled by staff on a yearly or as-needed basis.



Department: **Engineering**

Project Phase: **Repair and Maintenance**

Total Cost: **\$200,000**

Funding Source: **General Fund**

Project Justification:

The project will provide funding for repair or replacement of existing fencing or new fencing to secure

Current Funding

Fiscal Year Ending	Munis ID	Funding Source	Org.	Fund Number	Project Cost
FY 20/21	21429	General Fund	20130110	201	\$100,000
FY 22/23	23429	General Fund	20130110	201	\$100,000



Fiber Master Plan

Project Number: 21461

Project Description:

Develop a Fiber Master Plan to identify current assets and areas that are deficient with respect to broadband and high-speed network access. A Fiber Master Plan would incorporate "dig once" policies, include design specifications in development plans, and plan for current and future needs where back-haul connectivity is required.



Department: **Engineering**

Project Phase: **Design**

Total Cost: **\$100,000**

Funding Source: **General Fund**

Project Justification:

Fiber Optic Cable is critical to high speed connectivity. There are many people interested in installing fiber, both telecom companies installing their own, and others who wish to install and then lease/rent/sell to the telecom companies. This could result in severe degradation of street surfaces. The fiber master plan will attempt to prioritize where fiber is needed, and organize its installation so that it isn't iterative construction.

Current Funding

Fiscal Year Ending	Munis ID	Funding Source	Org.	Fund Number	Project Cost
FY 20/21	21461	General Fund	20130110	201	\$100,000



Remove City Hall Modular Buildings

Project Number: 21463

Project Description:

This project will remove the two existing modular building which house the Library and Recreation and IT Departments from the current Civic Center site.



Department: **Engineering**

Project Phase: **Construction**

Total Cost: **\$200,000**

Funding Source: **Developmental Impact Fees**

Project Justification:

The two structures are in poor repair, have outlived their expected use by many years, and provide substandard office spaces for City functions. In addition, the structures are not attractive, particularly given their prominence at the southern entrance to Main Street and the downtown area.

Current Funding

Fiscal Year Ending	Munis ID	Funding Source	Org.	Fund Number	Project Cost
FY 20/21	21463	Developmental Impact Fees	20330112	203	\$200,000

Water Projects

4 year Proposed CIP Budget by Project

Project Number	Project Name	Fund Description	FY 19/20	FY 20/21	FY 21/22	FY 22/23	Totals
20133	Annual Recycled Water System Repairs & Improvements	Recycled Water CIP	\$350,000	\$50,000	\$50,000	\$50,000	\$500,000
18127	Water Tank Corrosion Repairs	Water Replacement CIP	2,200,000	-	-	-	2,200,000
18134	Water Capacity Evaluation - (Master Plan)	Water Replacement CIP	70,000	-	-	-	
		Water Expansion CIP	100,000	-	-	-	170,000
19999	General Fund-CIP Engineering and Inspection	Water Replacement CIP	410,000	422,000	435,000	448,000	
		Water Expansion CIP	50,000	52,000	53,000	55,000	1,925,000
20156	Water Quality Improvements at Lower Zone Storage Tanks	Water Replacement CIP	750,000	-	-	-	750,000
21176	Water Asset Management Plan	Water Replacement CIP	-	300,000	-	-	300,000
21177	Vineyard PS Rehab and McCloud Tank Decommission	Water Replacement CIP	-	2,500,000	-	-	2,500,000
21183	Water Distribution System Improvements	Water Replacement CIP	-	1,000,000	-	1,000,000	2,000,000
22179	Well 8 Facility Improvements	Water Replacement CIP	-	-	1,500,000	-	1,500,000
23180	Recycled Water Capacity Evaluation	Recycled Water CIP	-	-	-	300,000	300,000
23282	Well 5/6 Facility Improvements	Water Replacement CIP	-	-	-	1,500,000	1,500,000
999W	General Fund - Utility Cut Patching	Water Replacement CIP	130,000	134,000	138,000	142,000	544,000
999W-GF	Fund Transfer to GF	Water Replacement CIP	33,500	-	-	-	33,500
		Grand Total	\$4,093,500	\$4,458,000	\$2,176,000	\$3,495,000	\$ 14,222,500

Water Projects by Funding Source

4 year Proposed CIP Budget by Project

Fund Number	Fund Description	Project Name	FY 19/20	FY 20/21	FY 21/22	FY 22/23	Totals
421	Water Replacement CIP	Fund Transfer to GF	\$33,500	-	-	-	\$33,500
		General Fund - Utility Cut Patching	130,000	134,000	138,000	142,000	544,000
		General Fund-CIP Engineering and Inspection	410,000	422,000	\$435,000	448,000	1,715,000
		Vineyard Pump Station Rehab and McCloud Tank Decommission	-	2,500,000	-	-	2,500,000
		Water Asset Management Plan	-	300,000	-	-	300,000
		Water Capacity Evaluation (Master Plan)	70,000	-	-	-	70,000
		Water Distribution System Improvements	-	1,000,000	-	1,000,000	2,000,000
		Water Quality Improvements at Lower Zone Storage Tanks	750,000	-	-	-	750,000
		Water Tank Corrosion Repairs	2,200,000	-	-	-	2,200,000
		Well 5/6 Facility Improvements	-	-	-	1,500,000	1,500,000
		Well 8 Facility Improvements	-	-	1,500,000	-	1,500,000
	Water Replacement CIP Total		\$3,593,500	\$4,356,000	\$2,073,000	\$3,090,000	\$13,112,500
422	Water Expansion CIP	General Fund-CIP Engineering and Inspection	\$50,000	\$52,000	\$53,000	\$55,000	\$210,000
		Water Capacity Evaluation (Master Plan)	100,000	-	-	-	100,000
	Water Expansion CIP Total		\$150,000	\$52,000	\$53,000	\$55,000	\$310,000
426	Recycled Water CIP	Annual Recycled Water System Repairs and Improvements	\$350,000	\$50,000	\$50,000	\$50,000	\$500,000
		Recycled Water Capacity Evaluation	-	-	-	300,000	300,000
	Recycled Water CIP Total		\$350,000	\$50,000	\$50,000	\$350,000	\$800,000
Grand Total			\$4,093,500	\$4,458,000	\$2,176,000	\$3,495,000	\$14,222,500



Water Tank Corrosion Repairs

Project Number: 18127

Project Description:

This project provides for the recoating of the steel water tanks at Ruby Hill, Moller, and Laurel Creek that have all exhibited corrosion and warrant repair. In addition, this project will make structure repairs and upgrades as necessary, and replace the cathodic protection systems of the tanks.

Department: **Operations Services**

Project Phase: **Construction**

Total Cost: **\$2,420,000**

Funding Source: **Water**

Project Justification:

The project prolongs the service life of existing water tanks by repairing failures in the protective coating and cathodic protective systems of the tanks before the structural integrity of the tank is compromised.

Current Funding

Fiscal Year Ending	Munis ID	Funding Source	Org.	Fund Number	Project Cost
FY 19/20	18127	Water	42140701	421	2,200,000

Prior Year Funding

Fiscal Year Ending	Munis ID	Org.	Fund Number	Project Cost
FY 18/19	18127	42140701	421	220,000




Water Capacity Evaluation (Master Plan)

Project Number: 18134

Project Description:

The Water System Capacity Evaluation is a comprehensive study of the City’s sewer water system and will be used to determine proper sizing of water pump stations, reservoirs, piping, and other facilities for both existing and future demand conditions. The project will create a hydraulic model of the water system to facilitate evaluation. Recommendations will support development of future Capital Improvement Programs.



Department: **Operations Services**

Project Phase: **Planning**

Total Cost: **\$401,470**

Funding Source: **Water**

Project Justification:

The Water System Capacity Evaluation (previously known as Water Distribution System Master Plan) has not been updated since 2004. The City and the water system have undergone a significant amount of change with regards to ultimate build-out projections, fire protection requirements and water distribution goals.

Current Funding

Fiscal Year Ending	Munis ID	Funding Source	Org.	Fund Number	Project Cost
FY 19/20	18134	Water	42140701	421	70,000
FY 19/20	18134	Water	42240801	422	100,000

Prior Year Funding

Fiscal Year Ending	Munis ID	Org.	Fund Number	Project Cost
FY 18/19	18134	42140701	421	231,470



Annual Recycled Water System Repairs and Improvements

Project Number: 20133

Project Description:

This project involves annual repair and replacement of assets within the recycled water system. Locations will be determined from a priority list managed by the Operations Services Department.



Department: **Operations Services**

Project Phase: **Construction**

Total Cost: **\$500,000**

Funding Source: **Recycled Water**

Project Justification:

The project will improve operational reliability of the recycled water system.

Current Funding

Fiscal Year Ending	Munis ID	Funding Source	Org.	Fund Number	Project Cost
FY 19/20	20133	Recycled Water	42641101	426	350,000
FY 20/21	21133	Recycled Water	42641101	426	50,000
FY 21/22	22133	Recycled Water	42641101	426	50,000
FY 22/23	23133	Recycled Water	42641101	426	50,000

Water Quality Improvements at Lower Zone Storage Tanks

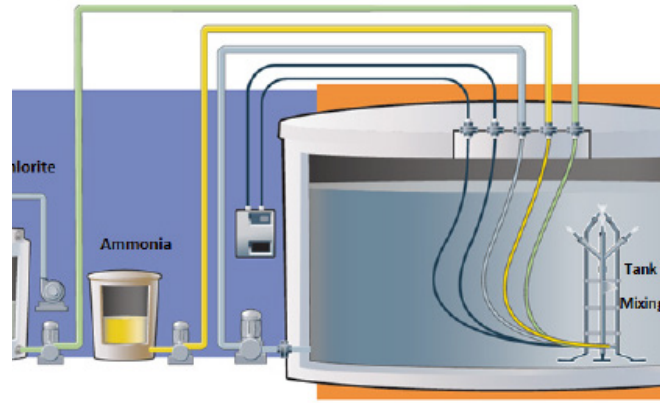
Project Number: 20156

Project Description:

The City’s water distribution currently experiences the water quality issue of nitrification. Staff has utilized short term operating practices to address this issue, but a more reliable long-term solution is required. The primary area of nitrification occurs in the lower zone around the Foothill Tank service area. This project will pilot the use of a chemical residual boosting and mixing system at the Foothill Tank to mitigate nitrification. If successful, this system will be implemented as a permanent system at the Foothill Tank and potentially other locations.

Current Funding

Fiscal Year Ending	Munis ID	Funding Source	Org.	Fund Number	Project Cost
FY 19/20	20156	Water	42140701	421	750,000



Department: **Operations Services**

Project Phase: **Construction**

Total Cost: **\$750,000**

Funding Source: **Water**

Project Justification:


If left unabated, nitrification can deplete residual chlorine, which provides protection against pathogenic organisms to levels below recommended health standards. This project will test out potential systems that can improve the long-term reliability of mitigating nitrification in the water system.

Water Asset Management Plan

Project Number: 21176

Project Description:

The Water Asset Management Plan is a comprehensive plan that creates an asset registry of the City's water system, determines remaining useful life and replacement costs for each asset, evaluates asset priority based on criticality and risk, and develops a funding strategy for repair and replacement of assets to best meet desired level of service.



Department: **Operations Services**

Project Phase: **Planning**

Total Cost: **\$300,000**

Funding Source: **Water**

Project Justification:

The City's has recently established a new Water Repair and Replacement fund, but the City's existing repair and replacement database does not currently include water system assets to support its management. This project will develop a database of water assets, make recommendations on repair and replacement, and support funding strategies that is necessary to support capital improvement and maintenance planning.

Current Funding

Fiscal Year Ending	Munis ID	Funding Source	Org.	Fund Number	Project Cost
FY 20/21	21176	Water	42140701	421	300,000

Vineyard Pump Station Rehab and McCloud Tank Decommission

Project Number: 21177

Project Description:

The McCloud Tank has reached the end of its useful life and experiences leakage when levels in the tank reach a certain elevation. Decommissioning of the tank is desired to reduce the risks associated with the tank until a system wide capacity evaluation can be performed to determine the proper size for a replacement tank. Prior to decommissioning the tank (and placing the respective McCloud Pump Station temporarily out of service), upgrades to the Vineyard Pump Station is required to provide increased pumping capacity that can offset that from the McCloud Pump Station.



Department: **Operations Services**

Project Phase: **Design**

Total Cost: **\$2,500,000**

Funding Source: **Water**

Project Justification:

This project will construct improvements and decommission facilities that will increase the operational reliability of the water system.

Current Funding

Fiscal Year Ending	Munis ID	Funding Source	Org.	Fund Number	Project Cost
FY 20/21	21177	Water	42140701	421	2,500,000

Water Distribution System Improvements

Project Number: 21183

Project Description:

This project includes replacing and/or installing water mains (including at bridge and culvert crossings), valves, services, and other needed appurtenances. Locations will be determined from a priority list managed by the Operations Services Department and in coordination with future street resurfacing locations.



Department: **Operations Services**

Project Phase: **Construction**

Total Cost: **\$2,000,000**

Funding Source: **Water**

Project Justification:

The project will reduce maintenance costs, improve operation, increase fire flows in various areas of the community, and provide greater emergency control during earthquakes or other major operational situations.

Current Funding

Fiscal Year Ending	Munis ID	Funding Source	Org.	Fund Number	Project Cost
FY 20/21	21183	Water	42140701	421	1,000,000
FY 22/23	23183	Water	42140701	421	1,000,000

Well 8 Facility Improvements

Project Number: 22179

Project Description:

The City operates the Well 8 groundwater facility to supplement treated water provided by Zone 7 Water Agency. Ancillary facilities at Well 8 are nearing the end of their expected life. As part of CIP Project 17100, Well 8 will be assessed to determine its condition and make recommendations for how to extend its longevity, reliability, and functionality. This project will design and construct the recommended improvements.



Department: **Operations Services**

Project Phase: **Design**

Total Cost: **\$1,500,000**

Funding Source: **Water**

Project Justification:

Construction of these improvements will improve the reliability of delivering water from the City's groundwater facilities.

Current Funding

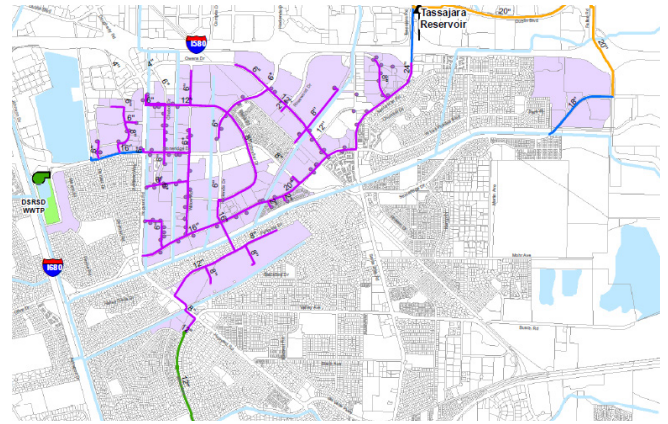
Fiscal Year Ending	Munis ID	Funding Source	Org.	Fund Number	Project Cost
FY 21/22	22179	Water	42140701	421	1,500,000

Recycled Water Capacity Evaluation

Project Number: 23180

Project Description:

The Recycled Water System Capacity Evaluation is a comprehensive study of the City's recycled water system and will be used to estimate future demands and evaluate current and future infrastructure needs to meet these demands. This evaluation will also provide an update to the systems operational strategy based on information learned its first years of operation. The project will create a hydraulic model of the water system to facilitate evaluation.



Department: **Operations Services**

Project Phase: **Assessment**

Total Cost: **\$300,000**

Funding Source: **Water**

Project Justification:

Water system capacity evaluations are recommended approximately every 5 years to evaluate impact of changes to buildout projections and changes in the distribution system. This will be the first capacity evaluation since the recycled water systems establishment in 2016.

Current Funding

Fiscal Year Ending	Munis ID	Funding Source	Org.	Fund Number	Project Cost
FY 22/23	23180	Water	42641101	426	300,000

Well 5/6 Facility Improvements

Project Number: 23282

Project Description:

The City operates the Well 5 groundwater facility to supplement treated water provided by Zone 7 Water Agency. Ancillary facilities at Well 5 are nearing the end of their expected life. As part of CIP Project 17100, Well 5 will be assessed to determine its condition and make recommendations for how to extend its longevity, reliability, and functionality. This project will design and construct the recommended improvements.



Department: **Operations Services**

Project Phase: **Design**

Total Cost: **\$1,500,000**

Funding Source: **Water**

Project Justification:

Construction of improvements will improve the City's reliability to deliver water from the City's groundwater facilities.

Current Funding

Fiscal Year Ending	Munis ID	Funding Source	Org.	Fund Number	Project Cost
FY 22/23	23282	Water	42140701	421	1,500,000

Sewer Projects

4 year Proposed CIP Budget by Project

Project Number	Project Name	Fund Description	FY 19/20	FY 20/21	FY 21/22	FY 22/23	Totals
16245	Sewer System Capacity Evaluation	Sewer Replacement CIP	-	-	\$75,000	-	
		Sewer Expansion CIP	-	-	75,000	-	150,000
17260	Val Vista Underdrain to Sewer	Sewer Replacement CIP	500,000	-	-	-	500,000
20257	Rose Avenue Sewer Improvements	Sewer Replacement CIP	1,000,000	-	-	-	1,000,000
21278	Sewer Collection System Improvements	Sewer Replacement CIP	-	1,500,000	-	-	1,500,000
23281	Sewer Asset Management Plan	Sewer Replacement CIP	-	-	-	300,000	300,000
999S-G	General Fund - CIP Engineering & Inspection	Sewer Replacement CIP	270,000	278,000	286,000	295,000	1,129,000
999S-GF	Transfer to GF-CIP	Sewer Replacement CIP	33,500	-	-	-	33,500
		Grand Total	\$1,803,500	\$1,778,000	\$436,000	\$595,000	\$4,612,500

Sewer Projects by Funding Source


Fund Number	Fund Description	Project Name	FY 19/20	FY 20/21	FY 21/22	FY 22/23	Totals
431	Sewer Replacement CIP	General Fund - CIP Engineering and Inspection	\$270,000	\$278,000	\$286,000	\$295,000	\$1,129,000
		Rose Avenue Sewer Improvements	\$1,000,000	\$0	\$0	\$0	\$1,000,000
		Sewer Asset Management Plan	\$0	\$0	\$0	\$300,000	\$300,000
		Sewer Collection System Improvements	\$0	\$1,500,000	\$0	\$0	\$1,500,000
		Sewer System Capacity Evaluation	\$0	\$0	\$75,000	\$0	\$75,000
		Transfer to GF-CIP	\$33,500	\$0	\$0	\$0	\$33,500
		Val Vista Underdrain to Sewer	\$500,000	\$0	\$0	\$0	\$500,000
	Sewer Replacement CIP Total		\$1,803,500	\$1,778,000	\$361,000	\$595,000	\$4,537,500
432	Sewer Expansion CIP	Sewer System Capacity Evaluation	\$0	\$0	\$75,000	\$0	\$75,000
	Sewer Expansion CIP Total		\$0	\$0	\$75,000	\$0	\$75,000
Grand Total			\$1,803,500	\$1,778,000	\$436,000	\$595,000	\$4,612,500

Sewer System Capacity Evaluation

Project Number: 16245

Project Description:

The Sewer System Capacity Evaluation is a comprehensive study of the City’s sewer collection system and will be used to determine proper sizing of sewer piping, pump stations, and other facilities for both existing and future flow conditions. The project will create a hydraulic model of the sewer system to facilitate evaluation. Recommendations will support development of future Capital Improvement Programs.



Department: **Operations Services**

Project Phase: **Planning**

Total Cost: **\$300,000**

Funding Source: **Sewer**

Project Justification:

A sewer system capacity evaluation (formerly known as wastewater master plan) has not been performed since 2007. The City and the sewer system has undergone a significant amount of change with regards to modifications to the infrastructure and build-out projections of flow that requires an updated evaluation.

Current Funding

Fiscal Year Ending	Munis ID	Funding Source	Org.	Fund Number	Project Cost
FY 21/22	16245	Sewer	43241401	432	75,000
FY 21/22	16245	Sewer	43141301	431	75,000

Prior Year Funding

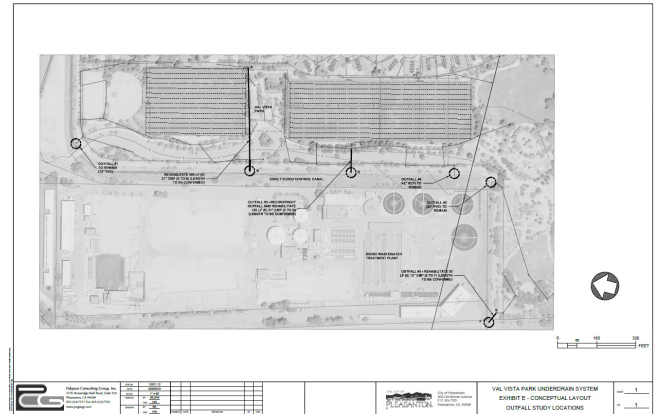
Fiscal Year Ending	Munis ID	Org.	Fund Number	Project Cost
FY 17/18	16245	43141301	431	150,000

Val Vista Underdrain to Sewer

Project Number: 17260

Project Description:

This project includes the study, design, and installation of new drainage infrastructure to re-route the existing field underdrains from the storm drain system to the sanitary sewer system.



Department: **Operations Services**

Project Phase: **Planning**

Total Cost: **\$750,000**

Funding Source: **Sewer**

Project Justification:

Val Vista Park irrigation was converted to recycled water in 2014 and regulations require the recycled water runoff to be discharged to the sanitary sewer system. A temporary pumping system has been installed but causes the closure of the skate park during rain events and any period of pump failure. The project will evaluate the feasibility of a gravity system vs. a permanent pumping system. The preferred option from the evaluation will be implemented.

Current Funding

Fiscal Year Ending	Munis ID	Funding Source	Org.	Fund Number	Project Cost
FY 19/20	17260	Sewer	43141301	431	500,000

Prior Year Funding

Fiscal Year Ending	Munis ID	Org.	Fund Number	Project Cost
FY 17/18	17260	43141301	431	250,000

Rose Avenue Sewer Improvements

Project Number: 20257

Project Description:

The Rose Avenue Sewer Improvements project will entail modifications to the sewer mains so that sewer flow direction can be reversed to flow west towards Valley Avenue instead of east towards the sewer main that is routed through an easement within the Alameda County Fairgrounds.



Department: **Operations Services**

Project Phase: **Design**

Total Cost: **\$1,000,000**

Funding Source: **Sewer**

Project Justification:

The modifications to the sewer mains on Rose Avenue will result in improved access for maintenance and reliability of the system.

Current Funding

Fiscal Year Ending	Munis ID	Funding Source	Org.	Fund Number	Project Cost
FY 19/20	20257	Sewer	43141301	431	1,000,000

Sewer Collection System Improvements

Project Number: 21278

Project Description:

This project will replace inadequate and deteriorated sanitary sewer mains, maintenance holes, and service laterals. It will also repair or replace sewer mains (siphons) that cross the arroyos, creeks, and canals in Pleasanton. Locations will be determined from a priority list managed by the Operations Services Department and in areas of upcoming street resurfacing.



Department: **Operations Services**

Project Phase: **Planning**

Total Cost: **\$1,500,000**

Funding Source: **Sewer**

Project Justification:

This project will reduce the risk of sanitary sewer overflows, limiting infiltration and inflow of ground water into the sewer system and lowering ongoing maintenance costs.

Current Funding


Fiscal Year Ending	Munis ID	Funding Source	Org.	Fund Number	Project Cost
FY 20/21	21278	Sewer	43141301	431	1,500,000

Sewer Asset Management Plan

Project Number: 23281

Project Description:

The Sewer Asset Management Plan is a comprehensive plan that creates an asset registry of the City's sewer system, determines remaining useful life and replacement costs for each asset, evaluates asset priority based on criticality and risk, and develops a funding strategy for repair and replacement of assets to best meet desired level of service.



Department: **Operations Services**

Project Phase: **Planning**

Total Cost: **\$300,000**

Funding Source: **Sewer**

Project Justification:

The City's has recently established a new Sewer R&R fund, but the City's existing repair and replacement database does not currently include sewer system assets to support its management. This project will develop a database of sewer assets, make recommendations on repair and replacement, and support funding strategies that is necessary to support capital improvement and maintenance planning.

Current Funding

Fiscal Year Ending	Munis ID	Funding Source	Org.	Fund Number	Project Cost
FY 22/23	23281	Sewer	43141301	431	300,000