


FINAL
Consolidated Annual
Performance & Evaluation
Report (CAPER)



FY 2016-2017
Alameda County
HOME Consortium
September 2017

CR-05 - Goals and Outcomes

Progress the jurisdiction has made in carrying out its strategic plan and its action plan. 91.520(a)

CDBG funding represents a very small percentage of the resources mobilized by the City to realize the achievements outlined in the FY 2016-2017 CAPER. The City's achievements over the past year include the following general highlights:

- Provided assistance to over 5,200 residents with a wide scope and variety of activities through the Housing and Human Services Grant (HHSG) program.
- Continued to process the sale or resale of several below-market priced homes to first-time buyers through the Pleasanton Homeownership Assistance Program and continued to offer a Down Payment Assistance program through Hello Housing, the City's homebuyer assistance program administrator.
- Continued to provide a range of housing counseling and home buyer education services to current and prospective residents through the non-profit ECHO Housing.
- Developed new collaborations with the faith-based community through CityServe of the Tri-Valley to expand efforts to coordinate human services among the government, nonprofit, and faith-based sectors.

Comparison of the proposed versus actual outcomes for each outcome measure submitted with the consolidated plan and explain, if applicable, why progress was not made toward meeting goals and objectives. 91.520(g)

Goal	Category	Source / Amount	Indicator	Unit of Measure	Expected - Strategic Plan	Actual - Strategic Plan	Percent Complete	Expected - Program Year	Actual - Program Year	Percent Complete
Address Emerging Community Needs	Public Services	CDBG: \$59,922	Public service activities other than Low/Moderate Income Housing Benefit	Persons Assisted	500	0	0.00%			
Affordable Rental Housing	Affordable Housing	CDBG: \$	Rental units constructed	Household Housing Unit	50	0	0.00%			
First Time Homebuyer	Affordable Housing	CDBG: \$	Direct Financial Assistance to Homebuyers	Households Assisted	20	0	0.00%			
Homelessness Prevention	Homeless	CDBG: \$	Public service activities for Low/Moderate Income Housing Benefit	Households Assisted	50	0	0.00%			
Improve Opportunities for Seniors	Senior Services	CDBG: \$130,000	Public service activities other than Low/Moderate Income Housing Benefit	Persons Assisted	500	0	0.00%			
Improve Opportunities for Youth	Youth Services	CDBG: \$	Public service activities other than Low/Moderate Income Housing Benefit	Persons Assisted	100	0	0.00%			
Improve Public Service Support	Non-Homeless Special Needs	CDBG: \$265,000	Public service activities other than Low/Moderate Income Housing Benefit	Persons Assisted	500	0	0.00%			
Improved Health Care Access	Non-Homeless Special Needs	CDBG: \$500,000	Public service activities other than Low/Moderate Income Housing Benefit	Persons Assisted	10,000	0	0.00%			
Preservation - Owner	Affordable Housing	CDBG: \$	Rental units rehabilitated	Household Housing Unit	50	0	0.00%			
Preservation - Rental	Affordable Housing	CDBG: \$	Rental units rehabilitated	Household Housing Unit	50	0	0.00%			

Promote Economic Development Opportunities	Non-Housing Community Development	CDBG: \$	Businesses assisted	Businesses Assisted	5	0	0.00%			
Reduction of Housing Discrimination	Fair housing	CDBG: \$	Public service activities for Low/Moderate Income Housing Benefit	Households Assisted	100	0	0.00%			
Service Enriched Housing	Affordable Housing	CDBG: \$	Rental units constructed	Household Housing Unit	20	0	0.00%			

Table 1 - Accomplishments – Program Year & Strategic Plan to Date

Assess how the jurisdiction's use of funds, particularly CDBG, addresses the priorities and specific objectives identified in the plan, giving special attention to the highest priority activities identified.

The City is not able to address every one of the priorities and objectives in its 5-year Consolidated Plan every year due to limitations in funding combined with changes in local conditions and needs from year to year. In recent years, two of the City's CDBG-funded projects met several of the priorities included in its Con Plan:

City "Section 108" Loan Repayment for the Axis Community Health Clinic expansion project (\$20,062 in FY 2016-2017), per HUD's 20-year repayment schedule:

- Priority 5: Maintain, improve and expand (as needed) the capacity of housing, shelter and services for homeless individuals and families including integrated healthcare, employment services and other supportive services.
- Priority 6: Maintain and expand activities designed to prevent those currently housed from becoming homeless.
- Priority 7: Build on inter-jurisdictional cooperation to achieve housing and homeless needs.

City's Housing Rehabilitation Program (\$30,000 HOME funds):

- Priority 2: Preserve existing affordable rental and ownership housing households at or below 80% of Area Median Income (AMI).
- Priority 8: Increase the availability of service-enriched housing for persons with special needs.

Other CDBG-funded projects addressed key community needs related to the provision of public services:

- Spectrum Community Services / Meals on Wheels for Pleasanton Seniors: \$40,905
- Axis Community Health Capital Project for Dental Services: \$100,000
- Tri-Valley Haven Telephone System Replacement: \$25,000

Con Plan priorities that were not addressed using CDBG funds (due to the low amount of CDBG funding received by the City) were addressed using local funds.

CR-10 - Racial and Ethnic composition of families assisted

Describe the families assisted (including the racial and ethnic status of families assisted). 91.520(a)

	CDBG
White	173
Black or African American	9
Asian	39
American Indian or American Native	2
Native Hawaiian or Other Pacific Islander	2
Total	230
Hispanic	97
Not Hispanic	133

Table 2 – Table of assistance to racial and ethnic populations by source of funds

Narrative

The City's accomplishments in terms of households and persons assisted are summarized in the attached Table P-1. The demographics in the table include all of the projects that were funded in FY2016-2017 through the City's Housing and Human Services Grant (HHSB) program, which is funded with CDBG as well as several local funding sources.

While none of the City's housing and community development programs during the program period were targeted to specific ethnic groups, the trends for assistance by ethnicity were generally reflective of the City's ethnic makeup. In addition, most of the households and persons assisted during FY2016-2017 were considered to meet National Affordable Housing Act Section 215 goals.

CR-15 - Resources and Investments 91.520(a)

Identify the resources made available

Source of Funds	Source	Resources Made Available	Amount Expended During Program Year
CDBG	Public – federal	\$272,697.00	\$142,870.40
HOME	Reported by Alameda County HCD		

Table 3 – Resources Made Available

Narrative

A summary of the allocation and use of CDBG funds and related resources made available during the program period through the City's Housing and Human Services Grant (HHSG) program is found in Table P-1. CDBG funds represent a relatively small component of City resources used to realize the achievements outlined in the FY 2016-2017 CAPER.

A larger amount of local resources (and leveraged funds) have been made available and utilized to address Con Plan and Action Plan priorities over the past several years including:

- \$13.75 million in City funds for the Kottinger Gardens project that will replace 90 units of senior rental housing built in the late 1960's with a new 185-unit development with rents at very low and extremely low income levels. Phase 1, which consists of 131 units, is currently under construction with a projected construction completion in Fall 2017.
- Land (\$6.8 million value) for the future Kottinger Gardens development referenced above.
- Nearly \$8 million in City funds to assist the construction of eight rental apartment developments that included over 650 units at rents affordable to low income households.
- Approximately \$3 million in City funds in the form of subsidies provided to several projects that included over 90 homes sold at below-market prices to low and moderate income households.
- City-owned land valued at approximately \$3.5 million for the construction of a 105-unit assisted living facility that included 31 units at rates affordable to very low and extremely low income seniors requiring assisted living services.
- Approximately \$200,000 annually for the City's Housing Rehabilitation Program, including CDBG, HOME, as well as local funds.
- Approximately \$50,000 per year in City funds for housing counseling and tenant-landlord services for Pleasanton residents through a contract with ECHO Housing.
- Approximately \$15,000 per year in City funds for housing counseling and tenant-landlord services targeted to Pleasanton residents with disabilities through a contract with CRIL (Community Resources for Independent Living).

Identify the geographic distribution and location of investments

Target Area	Planned Percentage of Allocation	Actual Percentage of Allocation	Narrative Description
Citywide	100	100	

Table 4 – Identify the geographic distribution and location of investments

Narrative

The majority of the City’s CDBG-funded activities in FY 2014 were not tied to one specific geographic area (i.e., the services were targeted to any residents regardless of residence location). Funds that were tied to a specific geographic location are summarized below:

- Axis Community Health’s new clinic will be located at 5925 West Las Positas Blvd. in north Pleasanton. Axis currently provides services through its existing main clinic located at 4361 Railroad Avenue in downtown Pleasanton.
- Open Heart Kitchen provided its lunchtime senior congregate meal program through the Pleasanton Senior Center located at 5353 Sunol Blvd. in south Pleasanton.
- Open Heart Kitchen provided its evening senior congregate meal program at Ridge View Commons senior apartments located at 5200 Case Ave. in south Pleasanton.
- The Sojourner House homeless shelter (funded with a collaborative Section 108 loan) is located at 559 Meadowlark Drive in Livermore.

Leveraging

Explain how federal funds leveraged additional resources (private, state and local funds), including a description of how matching requirements were satisfied, as well as how any publicly owned land or property located within the jurisdiction that were used to address the needs identified in the plan.

The majority of resources cited in the preceding narrative above consisted of non-federal funds. More specifically, the City's Housing and Human Services Grant (HHSO) program, which incorporates the City's annual CDBG allocation, represented the following match of federal to local funds in FY2016-2017:

- Federal (CDBG): \$240,506 (31%)
- Federal (HOME): \$87,753 (11%)
- Local (General Funds / Lower Income Housing Funds): \$451,962 (58%)
- Total: \$780,221 (100%)

CR-20 - Affordable Housing 91.520(b)

Evaluation of the jurisdiction's progress in providing affordable housing, including the number and types of families served, the number of extremely low-income, low-income, moderate-income, and middle-income persons served.

	One-Year Goal	Actual
Number of Homeless households to be provided affordable housing units	0	0
Number of Non-Homeless households to be provided affordable housing units	0	0
Number of Special-Needs households to be provided affordable housing units	0	0
Total	0	0

Table 5- Number of Households

	One-Year Goal	Actual
Number of households supported through Rental Assistance	0	3
Number of households supported through The Production of New Units	0	0
Number of households supported through Rehab of Existing Units	0	0
Number of households supported through Acquisition of Existing Units	0	0
Total	0	0

Table 6 - Number of Households Supported

Discuss the difference between goals and outcomes and problems encountered in meeting these goals.

The City does not typically build or own housing directly which impacts the ability to attain the annual goals listed above. With the 305-unit BRE/Essex projects (Galloway at Owens and Galloway at Hacienda), an additional 76 units affordable for very low-income households have been added to the City’s affordable rental housing stock. In addition, the construction of the first phase of the Kottinger Gardens project is underway. This project, which is being developed in collaboration with MidPen Housing Corporation, will provide 185 units (131 units in Phase 1 and an additional 54 units in Phase 2, which is slated to begin construction in January 2018) of rental housing for seniors, all at very low and extremely low income rent levels.

The new projects discussed above will ensure that the annual goals are met and exceeded over the longer term.

Discuss how these outcomes will impact future annual action plans.

The City will continue to monitor its progress toward meeting annual goals for the production of affordable housing units for homeless, non-homeless, and special needs populations as current and future projects move forward toward construction and completion. The goals within annual Action Plans may be adjusted as needed.

Include the number of extremely low-income, low-income, and moderate-income persons served by each activity where information on income by family size is required to determine the eligibility of the activity.

Number of Persons Served	CDBG Actual	HOME Actual
Extremely Low-income	499	4
Low-income	452	0
Moderate-income	184	0
Total	1,135	4

Table 7 – Number of Persons Served

Narrative Information

Statistics for persons served through HOME-funded activities will be reported separately by Alameda County. The overall number of beneficiaries from the City's Housing and Human Services Grant (HHS) program for FY 2016-2017, including both CDBG and locally-funded activities, is summarized in Table P-1.

CR-25 - Homeless and Other Special Needs 91.220(d, e); 91.320(d, e); 91.520(c)
Evaluate the jurisdiction's progress in meeting its specific objectives for reducing and ending homelessness through:

Reaching out to homeless persons (especially unsheltered persons) and assessing their individual needs

HOME Consortium jurisdictions continued their outreach to unsheltered persons over the last year. Abode's mobile outreach team covers all of South and East County and works closely with the human services and law enforcement departments of the cities to identify and contact unsheltered persons. In the last program year, Abode's outreach team reached 539 persons, 88% of whom were staying in places not meant for human habitation. Abode helped 43 homeless persons find permanent housing. As lead agency for AC Impact, a direct access to permanent housing from the streets program, Abode ensured that 50 high need individuals housed directly from places not meant for human habitation retained their housing, a 96% success rate. Street outreach worked with law enforcement in Fremont, Livermore, Hayward and Oakland to focus on chronically homeless persons whom law enforcement had identified as highly vulnerable and having particularly problematic street behavior. The City of Albany continued to fund the Berkeley Food and Housing Project to conduct outreach in its jurisdiction. Having undergone a push to house 27 people out of its largest encampment in the prior year, Albany saw less than half of caseload it did in 2014. San Leandro funded Building Futures with Women and Children to conduct street outreach for a second winter, helping 18 finding temporary housing. The city of Hayward funded the Community Action Network to provide street outreach to 38 individuals living outdoors in its jurisdiction. In 2016 Alameda County anticipates using Medicaid Waiver funds to double street outreach capacity across the County, including the HOME Consortium jurisdictions.

The City of Pleasanton partners with several agencies that provide outreach to homeless individuals and families, including Tri-Valley Haven and Open Heart Kitchen, both of which offer food programs and related services. Pleasanton also funded homeless outreach services through Abode Services in FY 2016-2017 through City funds and will report those outcomes in the FY2016-2017 CAPER.

Addressing the emergency shelter and transitional housing needs of homeless persons

Even though State ESG funding for emergency shelters in the HOME Consortium was reduced in both 2015 and 2016 funding rounds, all shelters in the HOME Consortium remained open during the reporting period, due to local funds being provided by the Alameda County Social Services Agency. Year round emergency shelter capacity within the HOME Consortium consisted of 231 beds for families with minor children and 153 beds for single adults. The City of San Leandro added 30 severe weather beds to those operated by Livermore (30) and Fremont (35). Hayward also opened a severe weather shelter early in 2016 for a few months. The County supported warming centers, winter shelter beds, and expanded street outreach in the North County area and a warming center and winter rapid re-housing in the South County area. Two transitional housing projects converted into permanent housing reducing the overall capacity by 62 beds—33 for families and 29 for unaccompanied adults. Current capacity stands at 86 family beds and 90 single beds (62 of those are grant per diem beds restricted to Veterans). The majority of the Continuum of Care's homeless population continues to be unsheltered (59% as of the January 28, 2015 Point-In-Time Count). The strategy for meeting this need is to try and resolve persons' homelessness more quickly, especially in transitional housing, so that each bed is used to support multiple people throughout the year. In 2015, HUD changed the way it measured length of time homeless by having communities calculate the combined average length of stay for persons in transitional housing and emergency shelter programs. The new base line average for Alameda County is 170 days, just under 6

months. The HOME Consortium continues to expand rapid rehousing slots, primarily using local general fund and state TANF dollars. There are no plans to increase year-round emergency shelter or transitional housing capacity, but several HOME Consortium cities will fund severe weather shelters again this coming winter.

Helping low-income individuals and families avoid becoming homeless, especially extremely low-income individuals and families and those who are: likely to become homeless after being discharged from publicly funded institutions and systems of care (such as health care facilities, mental health facilities, foster care and other youth facilities, and corrections programs and institutions); and, receiving assistance from public or private agencies that address housing, health, social services, employment, education, or youth needs

The Continuum is working with a number of publically funded institutions of care to ensure that persons are not discharged into homelessness. The realignment housing program has housing specialists work with persons in the County jail on their housing needs prior to their release date and is funded by Alameda County Probation Department to rapidly rehouse those who are or could become homeless. It also participated actively in the Youth Transitions Planning partnership funded by Health and Human services (HHS) to ensure that no transitional age youth aging out of foster care exits to homelessness. The partnership works to coordinate the foster care and McKinney funded housing resources to ensure no youth fall out of housing. Alameda County is a “housing first” continuum of care. All funded programs prioritize finding clients permanent housing as quickly as possible without any clinical pre-conditions, such as sobriety, medication compliance or utilizing a shelter or transitional housing program first. We continue to expand Rapid Rehousing and Permanent Supportive Housing (PSH) throughout the county, and support the inclusion of PSH units as part of larger affordable housing developments.

Alameda County is a “housing first” continuum of care. All funded programs prioritize finding client permanent housing as quickly as possible without any clinical pre-conditions, such as sobriety, medication compliance or utilizing a shelter or transitional housing program first. We continuum to expand Rapid Rehousing and Permanent Supportive Housing (PSH) throughout the county, and support the inclusion of PSH units as part of larger affordable housing developments.

Helping homeless persons (especially chronically homeless individuals and families, families with children, veterans and their families, and unaccompanied youth) make the transition to permanent housing and independent living, including shortening the period of time that individuals and families experience homelessness, facilitating access for homeless individuals and families to affordable housing units, and preventing individuals and families who were recently homeless from becoming homeless again

EveryOne Home, Alameda County Housing and Community Development Department and Behavioral Health Care Services are collaborating to create a registry of all homeless and disabled people, who have been assessed and prioritized for permanent supportive housing. The most vulnerable (chronically homeless, high service users) will be assigned housing navigators to aid them in their housing search and application process. Eventually all 1900 units of PSH will be filled from this "Home Stretch Registry", as it is called. As of July 2016, Continuum of Care and Mental Health Services Act funded Permanent Supportive Housing in the County fills vacancies using this single registry of homeless disabled persons who have been prioritized based on need and length of time homeless. The Home Stretch initiative is the Continuum’s primary focus for bringing an end to chronic homelessness. According to the 2015 Point-In-Time Count,

the number of persons experiencing chronic homelessness has dropped from 931 in 2013 to 660 in 2015. Operation Vets Home is the collaborative continuum-wide effort to bring an end to veteran homelessness by 12/31/16. The Committee consists of EveryOne Home, the Veterans Administration and four Support Services for Veterans Family grantees, and several street outreach programs. The group has identified all homeless vets by name and assigned them to an agency that has subsidies available and outreach workers to enroll and engage vets. According to the registry, the number of homeless veterans at a point in time has dropped by 36% since January 2016.

The HOME Consortium has also expanded resources for families experiencing homelessness and seen the number of homeless families drop by 30% from 462 in 2013 to 324 in the 2015 Point-In-Time Count. One major shift that took effect during this reporting period was to convert a scattered site transitional housing program that served 47 families per year to Rapid Rehousing, which allows the program to step-down the rental subsidy amount gradually over time, allowing the subsidy funds to be spread over more families, doubling the program's annual capacity. Providers within the Consortium have also been awarded funds to rehouse homeless families on TANF using money from the State of California award to the County Social Service Agency. ESG funds and County general funds are also assisting families.

CR-30 - Public Housing 91.220(h); 91.320(j)

Actions taken to address the needs of public housing

Kottinger Place, a 50-unit apartment complex for seniors built in the 1970's, is the only Public Housing development located in Pleasanton. Over the past ten years, the City has committed over \$150,000 in CDBG and City Housing Funds to implement significant exterior rehabilitation projects, including parking and pavement repairs and landscape rehabilitation improvements (for energy efficiency and maintenance cost reduction). The level of City investment was reduced in recent years with continued Capital Grant funding (approximately \$50,000 per year) from HUD as well as HUD's introduction of the Operating Subsidy (of which Kottinger Place has received an average of approximately \$100,000 per year).

As described earlier in this report, the City is currently working with MidPen Housing Corporation on a plan to redevelop Kottinger Place (50 units) together with Pleasanton Gardens, a 40-unit Section 236 / Section 8 elderly housing complex across the street. The new project will have 185 total units for rental at very low and extremely low income levels. The first phase (131 units) is currently under construction with a projected construction completion in Fall 2017. This project will significantly improve the quality and quantity of the current aging Public Housing complex. HUD approved the disposition of Kottinger Place in February 2015 and the City is moving forward with MidPen on construction of the first phase which is anticipated for early 2016.

Actions taken to encourage public housing residents to become more involved in management and participate in homeownership

Kottinger Place is Pleasanton's only Public Housing development. At the present time, all residents are elderly. While they are encouraged to be involved in management activities (e.g., through regular resident meetings), there is no program to promote home ownership due to the nature of the resident population.

Actions taken to provide assistance to troubled PHAs

Not applicable. The Pleasanton Housing Authority has been designated as a High Performing PHA by HUD.

CR-35 - Other Actions 91.220(j)-(k); 91.320(i)-(j)

Actions taken to remove or ameliorate the negative effects of public policies that serve as barriers to affordable housing such as land use controls, tax policies affecting land, zoning ordinances, building codes, fees and charges, growth limitations, and policies affecting the return on residential investment. 91.220 (j); 91.320 (i)

The City recently completed an update to its Housing Element which was subsequently certified by the State. The update includes revised policies that will guide City programs for affordability, preservation, discrimination, and other housing-related concerns consistent with state and federal requirements concerning housing affordability. The updated Housing Element incorporates the new regional housing needs determination "fair share" targets that were recently established by the Association of Bay Area Governments (ABAG). Most significantly, the Housing Element identified approximately 70 acres of land for new high density residential development which has created new opportunities for the development of new affordable rental housing in coming years. The 70 acres is spread over approximately 20 individual sites of varying sizes that are located throughout Pleasanton (see Figure P-1). The City Council approved rezonings for all of the affected properties in 2012, and eight (8) new multi-family residential projects have been constructed. The City's General Plan recently underwent a comprehensive update which was approved by the City Council in 2009.



Figure P-1, Location of HDR Parcels

Actions taken to address obstacles to meeting underserved needs. 91.220(k); 91.320(j)

The City's Housing Commission (HC) continued to address affordable housing issues during FY 2016-2017. The HC was formed in 1996 and has since taken on a strong role as an affordable housing advocate, reviewing and formulating recommendations concerning City policies for affordable housing projects, a budget for use of the City's Housing Fund, requests for City fee waivers, the development of incentives for affordable housing developers, inclusionary zoning policies, rent increases relative to Section 8 assistance, and other issues.

Actions taken to reduce lead-based paint hazards. 91.220(k); 91.320(j)

No specific housing rehabilitation programs were implemented during the program period to reduce lead-based paint hazards inasmuch as the City's housing stock is generally young and in good condition. Mitigations continue to be implemented on an as-needed basis in conjunction with the City's housing rehabilitation program (funded through the CDBG program and administered by Alameda County HCD). The City is not currently a party to the joint powers agreement which established Alameda County's existing lead abatement program. However, the City participated informally with the County's Lead Poisoning Prevention Program and with the City of Livermore to produce a new brochure publicizing concerns regarding lead-based paint for distribution in the respective cities. These brochures were provided to the Pleasanton Unified School District, Resources for Family Development, C.A.P.E./Head Start, and several other agencies for distribution to clients with young children. The City will consider conducting targeted mailings to existing homes built before 1978 as deemed necessary.

Actions taken to reduce the number of poverty-level families. 91.220(k); 91.320(j)

The City established the Tri-Valley Housing Scholarship Program in the late 1990's to provide a meaningful tool to assist persons who are homeless or at risk of homelessness to rise above poverty. Emergency assistance provided through the Linkages program and also through local support of emergency services such as the Open Heart Kitchen has helped to address the roots of poverty. No additional specific anti-poverty programs or strategies were initiated locally during the program period inasmuch as Pleasanton has a low poverty level relative to other areas of Alameda County. However, through its involvement with the Tri-Valley Housing Opportunity Center, the City augmented programs targeted at assisting households at risk of or undergoing foreclosure due to the current mortgage crisis. City staff participated on the Alameda County Continuum of Care Working Group to develop a county-wide network of policies and programs to address homelessness. This effort is anticipated to improve the delivery of homeless services in the Tri-Valley area. The availability of data from the decennial census for the year 2010 has provided an updated profile of the income levels of Pleasanton residents.

Recent specific actions to reduce the number of poverty-level families include:

- 2011 update of Tri-Valley Human Services Needs Assessment by the cities of Pleasanton and Livermore.
- Production of a regional "pocket guide" to area human services which provides important information for consumers.
- Sponsorship of several foreclosure assistance workshops in collaboration with Housing and Economic Rights Advocates (HERA), the Tri-Valley Housing Opportunity Center (TVHOC), and the cities of Dublin and Livermore.
- A mailout to condominium homeowners associations to advertise the services of the Tri-Valley Housing Opportunity Center to condo owners facing default or foreclosure.
- Collaboration with the cities of Livermore and Dublin and the County of Alameda on a regional Homelessness Prevention and Rapid Re-Housing Program (HPRP) program involving the City of Livermore Horizons Program, ECHO Housing, and Abode Services (the program was terminated in 2012 when funds were exhausted).
- Participation in the Tri-Valley Poverty Awareness Initiative (TVPAI), a multi-sector collaboration formed in 2013 to address issues of hidden poverty in the Tri-Valley Area. In addition to local jurisdictions, membership includes large and influential corporate members. The TVPAI has met regularly and continues to grow and launch effective strategies to address the hidden poverty in the Tri-Valley area.

Actions taken to develop institutional structure. 91.220(k); 91.320(j)

The City's Housing Manager is responsible for coordinating a variety of housing-related efforts which have heretofore been distributed among various City departments and contract agencies. As described earlier, the City established a Housing Commission in 1996. This commission has taken on a strong role as an affordable housing advocate. The Housing Commission has established several project-specific task forces (e.g., the Assisted Living Facility Subcommittee, the Kottinger Place Redevelopment Task Force, City Council / Commission Grant Process Working Group, etc.) to work on specific affordable housing projects and activities. The City recently reviewed options for merging the Housing Commission with the existing Human Services Commission in order to further enhance the City's capacity to review projects and activities in which housing and services are frequently integrated. However, after conducting significant analysis and public outreach, the City Council ultimately decided to maintain the current two-commission structure.

In FY 2016-2017, the City completed the seventh full year of implementation of the City's community grant allocation program that consolidated funds from multiple sources (e.g., CDBG, HOME, City Lower Income Housing Fund, and General Fund dollars for human services) into a single allocation process called the Housing and Human Services Grant (HHSG) program. The HHSG program was introduced in 2009 and has increased the aggregate amount of funding available agencies as well as the efficiency in allocating and utilizing the funds. The application process was converted to an online system (ZoomGrants) for the FY 2010 funding cycle, and all reporting and invoicing is now being conducted electronically. Such enhancements to the local institutional structure continue to improve the City's ability to coordinate and deliver housing and human services.

The City's Human Services Commission continues to meet monthly to coordinate the delivery of services to lower income residents and special needs groups in the subregion in cooperation with "Interact," a body comprised of representatives of each of the social service agencies in the Tri-Valley area. Approximately twice yearly, the Commission has held a special, joint meeting with the City of Livermore Human Services Commission to coordinate the delivery of services in the greater Tri-Valley area and to collaborate on such regional projects as the "Pocket Guide to Human Services" and the Tri-Valley Human Services Needs Assessment.

Actions taken to enhance coordination between public and private housing and social service agencies. 91.220(k); 91.320(j)

The City of Pleasanton has continued to participate in the Tri-Valley Affordable Housing Committee (TVAHC), which is made up of representatives from the jurisdictions in the Tri-Valley area (Pleasanton, Livermore, Dublin, San Ramon, Danville, and the counties of Alameda and Contra Costa).

Pleasanton has cooperated in many instances with the cities of Livermore and Dublin to fund projects and services which are of benefit to the Tri-Valley area, assisting agencies which are located outside of Pleasanton but provide important services to Pleasanton residents. Examples of such support include:

- Arroyo Vista (Dublin)
 - Public Housing (rental) for very low income families
- Kaleidoscope Activity Center (Dublin)
 - Educational program for children with developmental disabilities
- Arroyo Commons (Livermore)
 - Rental housing for adults with developmental disabilities
- Las Posadas (Livermore)
 - Rental housing for very low income families
- Livermore Transitional Housing (Livermore)
 - Transitional housing facility for families emerging from homelessness
- Tri-Valley Haven for Women (Livermore)
 - Shelter for women and children victims of domestic violence
- Tri-Valley Housing Opportunity Center (Livermore)
 - ECHO Housing provides tenant-landlord and fair housing counseling and homebuyer and credit counseling education
- Alameda County Linkages Program (Alameda County)
 - Temporary rent subsidies for dually-diagnosed persons emerging from homelessness
- Housing Alliance Project (Castro Valley)
 - Rental housing for very low income persons with special needs

- Fremont Oak Gardens (Fremont)
 - Below market rental housing for deaf senior citizens
- Carmen Ave. Apartments (Livermore)
 - Rental housing for adults with disabilities and for victims of domestic violence

During FY 2016-2017, in spite of increasing land costs and community pressures to curtail additional development, the City continued to work with private developers to encourage the construction of affordable housing in Pleasanton.

Identify actions taken to overcome the effects of any impediments identified in the jurisdictions analysis of impediments to fair housing choice. 91.520(a)

As an active member of the Alameda County HOME Consortium, the City continues to adhere to the Consortium’s Analysis of Impediments to Fair Housing (AI) update that was completed in early 2015. A Consortium-level approach has been deemed appropriate for this type of analysis because the constraints to fair housing choice, as well as the opportunities to address these constraints, are common to the jurisdictions in our sub-region. The HOME Consortium Analysis of Impediments includes demographic information for each jurisdiction, an evaluation of each jurisdiction’s fair housing status, a description of public and private impediments to fair housing choice, and an assessment of current public and private fair housing programs.

As described earlier, the City provides fair housing and housing counseling services to area residents through a contract with ECHO Housing. The City’s funding of this service is high on a per-capita basis relative to other communities, and the majority of this service is paid for with local rather than HUD funds. In addition to the general services provide through the City’s contract with ECHO, the City of Pleasanton has been active in the following areas:

- Annual sponsorship of the East Bay Housing Organization (EBHO) whose efforts focus on a public education campaign to address local opposition to and misconceptions about affordable housing. The City has collaborated with EBHO and with other local jurisdictions to conduct public tours of local affordable housing projects and forums focused on specific housing issues, usually in conjunction with the annual “Affordable Housing Week” events.
- Collaborative funding of regional housing projects benefiting Pleasanton residents (listed earlier).
- An extensive Housing Rehabilitation Program through a contract with Habitat for Humanity, the City’s new housing rehabilitation program administrator, which ensures outreach to minority and women contractors as well as local business enterprises.
- Rehabilitation grants and loans available to assist landlords in removing accessibility barriers to expand rental opportunities for persons with physical disabilities.
- Use of local, State, and HOME funds to construct and or acquire and rehabilitate housing units for rental by persons with physical, mental, and developmental disabilities.
- Sponsorship of the Tri-Valley Housing Scholarship Program which offers tenant-based rental assistance to households who are homeless or at risk of being homeless.

CR-40 - Monitoring 91.220 and 91.230

Describe the standards and procedures used to monitor activities carried out in furtherance of the plan and used to ensure long-term compliance with requirements of the programs involved, including minority business outreach and the comprehensive planning requirements

The City continues to implement procedures targeted at ensuring compliance with program requirements on an on-going basis. Since becoming an entitlement city in FY 1994, staff has refined procedures for monitoring subrecipients, tracking fixed assets, ensuring compliance with wage requirements, and other provisions. City staff has acquired additional ideas from other jurisdictions which are planned for implementation in the near future to further improve program compliance. For example, several years ago, staff from the cities of Pleasanton and Livermore began to collaborate in annual monitoring visits with subrecipients that are funded by both cities. This relationship was expanded in 2012 to include the City of Dublin (a non-entitlement Urban County jurisdiction).

The City maintains an active database of potential interested parties and uses it to send out notification of grant funding opportunities at the beginning of every application cycle (early December). The list currently includes approximately 250 nonprofit agencies, individuals, and other interested parties. In addition, ads are placed in local newspapers (including the Pleasanton Weekly which is distributed to every household in Pleasanton) and on the City's website. Several years ago, the City converted its grant management system to an online system supported by ZoomGrants. This provides a new and effectively global means of access to the City's annual grant funding opportunities.

The City works closely with Habitat for Humanity to maintain a database of minority and female-owned businesses that are eligible to provide work on grant and loan jobs through the City's Housing Rehabilitation Program. Grant agreements include all applicable language requiring subrecipient conformance with prevailing wage, MBE/WBE, Section 3, and other applicable federal and local requirements.

Citizen Participation Plan 91.105(d); 91.115(d)

Describe the efforts to provide citizens with reasonable notice and an opportunity to comment on performance reports.

The City provides several opportunities to solicit comments from the public on the CAPER:

- Notice of the annual CAPER hearing before the City's Human Services Commission is publicized in the Pleasanton Weekly which is delivered to all residents of Pleasanton.
- Subrecipients of grant funds are sent direct notices via email and regular mail.
- The Human Services Commission meeting includes a section inviting general comments from members of the public which become part of the written record via the meeting minutes.
- The current CAPER report is posted on the City's web site with the current Consolidated Plan and Action Plan.
- Performance data is displayed on the ZoomGrants website where it is viewable globally by any interested member of the public.
- The County of Alameda coordinates a regional public review period for the annual CAPER through the Alameda County HOME Consortium (of which Pleasanton is a member jurisdiction).

CR-45 - CDBG 91.520(c)

Specify the nature of, and reasons for, any changes in the jurisdiction's program objectives and indications of how the jurisdiction would change its programs as a result of its experiences.

There were no changes to the City's program objectives.

Does this Jurisdiction have any open Brownfields Economic Development Initiative (BEDI) grants?


No

[BEDI grantees] Describe accomplishments and program outcomes during the last year.

Not applicable as Pleasanton is not a BEDI grantee.

IDIS REPORTS

PR 23 – Summary of Accomplishments




U.S. Department of Housing and Urban Development
Office of Community Planning and Development
Integrated Disbursement and Information System
CDBG Summary of Accomplishments
Program Year: 2016

DATE: 09-28-17
TIME: 11:06
PAGE: 1

PLEASANTON

Count of CDBG Activities with Disbursements by Activity Group & Matrix Code

Activity Group	Activity Category	Open Count	Open Activities Disbursed	Completed Count	Completed Activities Disbursed	Program Year Count	Total Activities Disbursed
Housing	Rehab; Single-Unit Residential (14A)	3	\$2,364.00	0	\$0.00	3	\$2,364.00
	Total Housing	3	\$2,364.00	0	\$0.00	3	\$2,364.00
Public Facilities and Improvements	Public Facilities and Improvement (General) (03)	0	\$0.00	1	\$25,000.00	1	\$25,000.00
	Health Facilities (03P)	1	\$0.00	0	\$0.00	1	\$0.00
	Total Public Facilities and Improvements	1	\$0.00	1	\$25,000.00	2	\$25,000.00
Public Services	Senior Services (05A)	0	\$0.00	1	\$40,905.00	1	\$40,905.00
	Total Public Services	0	\$0.00	1	\$40,905.00	1	\$40,905.00
General Administration and Planning	General Program Administration (21A)	0	\$0.00	3	\$108,323.40	3	\$108,323.40
	Total General Administration and Planning	0	\$0.00	3	\$108,323.40	3	\$108,323.40
Repayment of Section 108 Loans	Planned Repayment of Section 108 Loan Principal (19F)	1	\$20,062.00	0	\$0.00	1	\$20,062.00
	Total Repayment of Section 108 Loans	1	\$20,062.00	0	\$0.00	1	\$20,062.00
Grand Total		5	\$22,426.00	5	\$174,228.40	10	\$196,654.40




U.S. Department of Housing and Urban Development
Office of Community Planning and Development
Integrated Disbursement and Information System
CDBG Summary of Accomplishments
Program Year: 2016

DATE: 09-28-17
TIME: 11:06
PAGE: 2

PLEASANTON

CDBG Sum of Actual Accomplishments by Activity Group and Accomplishment Type


Activity Group	Matrix Code	Accomplishment Type	Open Count	Completed Count	Program Year Totals
Housing	Rehab; Single-Unit Residential (14A)	Housing Units	38	0	38
	Total Housing		38	0	38
Public Facilities and Improvements	Public Facilities and Improvement (General) (03)	Persons	0	352	352
	Health Facilities (03P)	Public Facilities	230	0	230
	Total Public Facilities and Improvements		230	352	582
Public Services	Senior Services (05A)	Persons	0	973	973
	Total Public Services		0	973	973
Grand Total			268	1,325	1,593



PLEASANTON

CDBG Beneficiaries by Racial / Ethnic Category

Housing-Non Housing	Race	Total Persons	Total Hispanic		Total Hispanic Households
			Persons	Total Households	
Housing	White	0	0	36	1
	Black/African American	0	0	1	0
	Asian	0	0	1	0
	Total Housing	0	0	38	1
Non Housing	White	903	282	0	0
	Black/African American	14	0	0	0
	Asian	219	5	0	0
	American Indian/Alaskan Native	8	0	0	0
	Native Hawaiian/Other Pacific Islander	20	0	0	0
	Other multi-racial	391	8	0	0
	Total Non Housing	1,555	295	0	0
	Grand Total	1,555	295	38	1




PLEASANTON

CDBG Beneficiaries by Income Category

	Income Levels	Owner Occupied	Renter Occupied	Persons
Non Housing	Extremely Low ($\leq 30\%$)	0	0	633
	Low ($>30\%$ and $\leq 50\%$)	0	0	195
	Mod ($>50\%$ and $\leq 80\%$)	0	0	145
	Total Low-Mod	0	0	973
	Non Low-Mod ($>80\%$)	0	0	352
	Total Beneficiaries	0	0	1,325

IDIS REPORTS

PR 03 – CDBG Activity Summary Report



U.S. Department of Housing and Urban Development
 Office of Community Planning and Development
 Integrated Disbursement and Information System
 CDBG Activity Summary Report (GPR) for Program Year 2016
 PLEASANTON

Date: 29-Nov-2017
 Time: 18:06
 Page: 1

PGM Year: 2013
Project: 0010 - Neighborhood Solutions - Housing Rehabilitation Program
IDIS Activity: 265 - Neighborhood Solutions / Housing Rehab Program

Status: Open
Location: 200 Old Bernal Ave Pleasanton, CA 94566-7016
Objective: Provide decent affordable housing
Outcome: Availability/accessibility
Matrix Code: Rehab; Single-Unit Residential (14A) **National Objective:** LMH

Initial Funding Date: 10/21/2013

Description:

Provision of loans and small grants to low-income Pleasanton homeowners to make needed improvements to their homes.

Financing

	Fund Type	Grant Year	Grant	Funded Amount	Drawn In Program Year	Drawn Thru Program Year
CDBG	EN	Pre-2015		\$46,991.16	\$0.00	\$0.00
		2012	B12MC060050		\$0.00	\$9,425.19
		2013	B13MC060050		\$0.00	\$30,728.56
	PI			\$8,690.84	\$0.00	\$8,690.84
Total	Total			\$55,682.00	\$0.00	\$48,844.59


Proposed Accomplishments

Housing Units : 13

Actual Accomplishments

Number assisted:

	Owner		Renter		Total		Person	
	Total	Hispanic	Total	Hispanic	Total	Hispanic	Total	Hispanic
White:	18	0	0	0	18	0	0	0
Black/African American:	0	0	0	0	0	0	0	0
Asian:	0	0	0	0	0	0	0	0
American Indian/Alaskan Native:	0	0	0	0	0	0	0	0
Native Hawaiian/Other Pacific Islander:	0	0	0	0	0	0	0	0
American Indian/Alaskan Native & White:	0	0	0	0	0	0	0	0
Asian White:	0	0	0	0	0	0	0	0
Black/African American & White:	0	0	0	0	0	0	0	0
American Indian/Alaskan Native & Black/African American:	0	0	0	0	0	0	0	0
Other multi-racial:	0	0	0	0	0	0	0	0
Asian/Pacific Islander:	0	0	0	0	0	0	0	0
Hispanic:	0	0	0	0	0	0	0	0




U.S. Department of Housing and Urban Development
 Office of Community Planning and Development
 Integrated Disbursement and Information System
 CDBG Activity Summary Report (GPR) for Program Year 2016
 PLEASANTON

Date: 29-Nov-2017
 Time: 18:06
 Page: 2

Total:	18	0	0	0	18	0	0	0
Female-headed Households:	10		0		10			
<i>Income Category:</i>								
	Owner	Renter	Total	Person				
Extremely Low	3	0	3	0				
Low Mod	11	0	11	0				
Moderate	4	0	4	0				
Non Low Moderate	0	0	0	0				
Total	18	0	18	0				
Percent Low/Mod	100.0%		100.0%					

Annual Accomplishments

Years	Accomplishment Narrative	# Benefiting
2013	<p>The program provided many critically necessary repairs and replacements this year, and was an overwhelming success, particularly in the low income senior (mobile home) community. Many homeowners found themselves without water heaters, heat, or air conditioning and the Housing Rehab Program (HRP) was able to come to the rescue. The HRP upgraded several dangerous electrical systems. Dual-pane windows, for energy efficiency upgrades was an extremely popular item. Several roofs were replaced (particularly important for mobile homes). The HRP worked with two projects that involved disabled adults this year. Working with REACH (another sub-recipient) the HRP was able to remodel outdated bathrooms and turn them into units that were easy to manage for the tenants. The program was deemed a significant success and a positive influence on the community. Success is measured by the number of projects completed. The HRP had a goal of 10 households to rehabilitate, and the actual number of households assisted was 18 (almost double the goal).</p>	



U.S. Department of Housing and Urban Development
 Office of Community Planning and Development
 Integrated Disbursement and Information System
 CDBG Activity Summary Report (GPR) for Program Year 2016
 PLEASANTON

Date: 29-Nov-2017
 Time: 18:06
 Page: 3

PGM Year: 2014
Project: 0005 - City of Pleasanton - Administration of CDBG Program
IDIS Activity: 270 - Administration of CDBG Program (2014)

Status: Completed 10/21/2016 6:36:11 PM
Location: ,

Objective:
Outcome:
Matrix Code: General Program Administration (21A) **National Objective:**

Initial Funding Date: 08/12/2014

Description:
 Administration of CDBG program by City of Pleasanton staff.

Financing

	Fund Type	Grant Year	Grant	Funded Amount	Drawn In Program Year	Drawn Thru Program Year
CDBG	EN	Pre-2015		\$53,253.00	\$0.00	\$0.00
		2013	B13MC060050		\$0.00	\$40,591.90
		2014	B14MC060050		\$0.00	\$12,661.10
Total	Total			\$53,253.00	\$0.00	\$53,253.00

Proposed Accomplishments


Actual Accomplishments

Number assisted:

	Owner		Renter		Total		Person	
	Total	Hispanic	Total	Hispanic	Total	Hispanic	Total	Hispanic
White:					0	0		
Black/African American:					0	0		
Asian:					0	0		
American Indian/Alaskan Native:					0	0		
Native Hawaiian/Other Pacific Islander:					0	0		
American Indian/Alaskan Native & White:					0	0		
Asian White:					0	0		
Black/African American & White:					0	0		
American Indian/Alaskan Native & Black/African American:					0	0		
Other multi-racial:					0	0		
Asian/Pacific Islander:					0	0		
Hispanic:					0	0		
Total:	0	0	0	0	0	0	0	0

Female-headed Households:

0



U.S. Department of Housing and Urban Development
Office of Community Planning and Development
Integrated Disbursement and Information System
CDBG Activity Summary Report (GPR) for Program Year 2016
PLEASANTON

Date: 29-Nov-2017

Time: 18:06


Page: 4

Income Category:

	Owner	Renter	Total	Person
Extremely Low			0	
Low Mod			0	
Moderate			0	
Non Low Moderate			0	
Total	0	0	0	0
Percent Low/Mod				

Annual Accomplishments

No data returned for this view. This might be because the applied filter excludes all data.



U.S. Department of Housing and Urban Development
 Office of Community Planning and Development
 Integrated Disbursement and Information System
 CDBG Activity Summary Report (GPR) for Program Year 2016
 PLEASANTON

Date: 29-Nov-2017
 Time: 18:06
 Page: 5

PGM Year: 2014
Project: 0007 - Neighborhood Solutions - Housing Rehabilitation Program
IDIS Activity: 272 - Housing Rehabilitation Program

Status: Completed 11/28/2017 12:00:00 AM **Objective:** Provide decent affordable housing
Location: Address Suppressed **Outcome:** Sustainability
Matrix Code: Rehab; Single-Unit Residential (14A) **National Objective:** LMH

Initial Funding Date: 08/12/2014

Description:
 Housing Rehabilitation Program offering loans and grants to low-income Pleasanton homeowners and renters.

Financing

	Fund Type	Grant Year	Grant	Funded Amount	Drawn In Program Year	Drawn Thru Program Year
CDBG	EN	Pre-2015		\$31,313.47	\$0.00	\$0.00
		2013	B13MC060050		\$0.00	\$31,313.47
	PI			\$60,203.78	\$0.00	\$60,203.78
Total	Total			\$91,517.25	\$0.00	\$91,517.25


Proposed Accomplishments

Housing Units : 15

Actual Accomplishments

Number assisted:

	Owner		Renter		Total		Person	
	Total	Hispanic	Total	Hispanic	Total	Hispanic	Total	Hispanic
White:	9	1	0	0	9	1	0	0
Black/African American:	1	0	0	0	1	0	0	0
Asian:	0	0	0	0	0	0	0	0
American Indian/Alaskan Native:	0	0	0	0	0	0	0	0
Native Hawaiian/Other Pacific Islander:	0	0	0	0	0	0	0	0
American Indian/Alaskan Native & White:	0	0	0	0	0	0	0	0
Asian White:	0	0	0	0	0	0	0	0
Black/African American & White:	0	0	0	0	0	0	0	0
American Indian/Alaskan Native & Black/African American:	0	0	0	0	0	0	0	0
Other multi-racial:	0	0	0	0	0	0	0	0
Asian/Pacific Islander:	0	0	0	0	0	0	0	0
Hispanic:	0	0	0	0	0	0	0	0
Total:	10	1	0	0	10	1	0	0



U.S. Department of Housing and Urban Development
 Office of Community Planning and Development
 Integrated Disbursement and Information System
 CDBG Activity Summary Report (GPR) for Program Year 2016
 PLEASANTON

Date: 29-Nov-2017
 Time: 18:06
 Page: 6


Female-headed Households: 7 0 7

Income Category:

	Owner	Renter	Total	Person
Extremely Low	0	0	0	0
Low Mod	10	0	10	0
Moderate	0	0	0	0
Non Low Moderate	0	0	0	0
Total	10	0	10	0
Percent Low/Mod	100.0%		100.0%	

Annual Accomplishments

Years	Accomplishment Narrative	# Benefiting
2014	The Housing Rehabilitation Program is funded through two sources, one of which is CDBG. To date, a total of 10 low-income Pleasanton homeowners have received rehabilitation services through small minor home repair grants (9) or larger loans (1) to make needed improvements to their homes. In addition, 5 grants and 2 loans are in progress as of May 2015.	



U.S. Department of Housing and Urban Development
 Office of Community Planning and Development
 Integrated Disbursement and Information System
 CDBG Activity Summary Report (GPR) for Program Year 2016
 PLEASANTON

Date: 29-Nov-2017
 Time: 18:06
 Page: 7

PGM Year: 2015
Project: 0003 - Neighborhood Solutions - Housing Rehabilitation Program
IDIS Activity: 279 - Neighborhood Solutions / Housing Rehab Program

Status: Open
Location: 200 Old Bernal Ave Pleasanton, CA 94566-7016
Objective: Provide decent affordable housing
Outcome: Availability/accessibility
Matrix Code: Rehab; Single-Unit Residential (14A) **National Objective:** LMH

Initial Funding Date: 08/14/2015

Description:
 Provision of loans and small grants to low-income Pleasanton homeowners to make needed improvements to their homes.

Financing

	Fund Type	Grant Year	Grant	Funded Amount	Drawn In Program Year	Drawn Thru Program Year
CDBG	EN	2015	B15MC060050	\$74,800.00	\$2,364.00	\$66,893.59
Total	Total			\$74,800.00	\$2,364.00	\$66,893.59


Proposed Accomplishments

Housing Units : 10

Actual Accomplishments

Number assisted:

	Owner		Renter		Total		Person	
	Total	Hispanic	Total	Hispanic	Total	Hispanic	Total	Hispanic
White:	9	0	0	0	9	0	0	0
Black/African American:	0	0	0	0	0	0	0	0
Asian:	1	0	0	0	1	0	0	0
American Indian/Alaskan Native:	0	0	0	0	0	0	0	0
Native Hawaiian/Other Pacific Islander:	0	0	0	0	0	0	0	0
American Indian/Alaskan Native & White:	0	0	0	0	0	0	0	0
Asian White:	0	0	0	0	0	0	0	0
Black/African American & White:	0	0	0	0	0	0	0	0
American Indian/Alaskan Native & Black/African American:	0	0	0	0	0	0	0	0
Other multi-racial:	0	0	0	0	0	0	0	0
Asian/Pacific Islander:	0	0	0	0	0	0	0	0
Hispanic:	0	0	0	0	0	0	0	0
Total:	10	0	0	0	10	0	0	0
Female-headed Households:	4		0		4			



U.S. Department of Housing and Urban Development
Office of Community Planning and Development
Integrated Disbursement and Information System
CDBG Activity Summary Report (GPR) for Program Year 2016
PLEASANTON

Date: 29-Nov-2017

Time: 18:06


Page: 8

Income Category:

	Owner	Renter	Total	Person
Extremely Low	6	0	6	0
Low Mod	3	0	3	0
Moderate	1	0	1	0
Non Low Moderate	0	0	0	0
Total	10	0	10	0
Percent Low/Mod	100.0%		100.0%	

Annual Accomplishments

Years	Accomplishment Narrative	# Benefiting
2015	<p>The program provided many critically necessary repairs and replacements this year, and was a significant success, particularly in the low income senior (mobile home) community. Many homeowners found themselves without water heaters, heat, or air conditioning and the Housing Rehab Program (HRP) was able to provide needed assistance. The HRP upgraded several dangerous electrical systems. Dual-pane windows, for energy efficiency upgrades was an extremely popular item. Several roofs were replaced (particularly important for mobile homes). The HRP again worked with several projects that involved disabled adults. The program was deemed a significant success and a positive influence on the community. Success is measured by the number of projects completed. The HRP had a goal of 10 households to rehabilitate, and the actual number of households assisted was 10.</p>	



U.S. Department of Housing and Urban Development
 Office of Community Planning and Development
 Integrated Disbursement and Information System
 CDBG Activity Summary Report (GPR) for Program Year 2016
 PLEASANTON

Date: 29-Nov-2017
 Time: 18:06
 Page: 9

PGM Year: 2015
Project: 0008 - Axis Community Health
IDIS Activity: 284 - Axis Community Health

Status: Open
Location: 5925 W Las Positas Blvd Pleasanton, CA 94588-8537

Objective: Create suitable living environments
Outcome: Availability/accessibility
Matrix Code: Health Facilities (03P)

National Objective: LMC

Initial Funding Date: 08/27/2015

Description:

The improvement (interior and exterior remodeling) of a new community medical clinic for Axis Community Health to be located at 5925 West Las Positas Boulevard in Pleasanton, California.

Financing

	Fund Type	Grant Year	Grant	Funded Amount	Drawn In Program Year	Drawn Thru Program Year
CDBG	SL	2014	B14MC060050	\$950,000.00	\$0.00	\$0.00
Total	Total			\$950,000.00	\$0.00	\$0.00


Proposed Accomplishments

Public Facilities : 1

Actual Accomplishments

Number assisted:

	Owner		Renter		Total		Person	
	Total	Hispanic	Total	Hispanic	Total	Hispanic	Total	Hispanic
White:	0	0	0	0	0	0	173	97
Black/African American:	0	0	0	0	0	0	9	0
Asian:	0	0	0	0	0	0	39	0
American Indian/Alaskan Native:	0	0	0	0	0	0	2	0
Native Hawaiian/Other Pacific Islander:	0	0	0	0	0	0	2	0
American Indian/Alaskan Native & White:	0	0	0	0	0	0	0	0
Asian White:	0	0	0	0	0	0	0	0
Black/African American & White:	0	0	0	0	0	0	0	0
American Indian/Alaskan Native & Black/African American:	0	0	0	0	0	0	0	0
Other multi-racial:	0	0	0	0	0	0	5	0
Asian/Pacific Islander:	0	0	0	0	0	0	0	0
Hispanic:	0	0	0	0	0	0	0	0
Total:	0	0	0	0	0	0	230	97
Female-headed Households:	0		0		0			



U.S. Department of Housing and Urban Development
Office of Community Planning and Development
Integrated Disbursement and Information System
CDBG Activity Summary Report (GPR) for Program Year 2016
PLEASANTON

Date: 29-Nov-2017

Time: 18:06


Page: 10

Income Category:

	Owner	Renter	Total	Person
Extremely Low	0	0	0	175
Low Mod	0	0	0	46
Moderate	0	0	0	9
Non Low Moderate	0	0	0	0
Total	0	0	0	230
Percent Low/Mod				100.0%

Annual Accomplishments

Years	Accomplishment Narrative	# Benefiting
2015	Axis Community Health constructed a new community health clinic that opened to patients in March 2016. During March through June 2016, the clinic served a limited number of clients as operations and staffing were ramping up. The new clinic doubles the capacity of Axis' current clinic service.	



U.S. Department of Housing and Urban Development
 Office of Community Planning and Development
 Integrated Disbursement and Information System
 CDBG Activity Summary Report (GPR) for Program Year 2016
 PLEASANTON

Date: 29-Nov-2017
 Time: 18:06
 Page: 11

PGM Year: 2016
Project: 0001 - City of Pleasanton Axis Section 108 Loan Repayment
IDIS Activity: 285 - City of Pleasanton Axis Section 108 Loan Repayment

Status: Open
Location: ,
Objective:
Outcome:
Matrix Code: Planned Repayment of Section 108 Loan Principal (19F)
National Objective:

Initial Funding Date: 05/04/2017

Description:

Planned repayment of the City of Pleasanton's annual contribution for a Section 108 Loan sponsored by the City in collaboration with the cities of Dublin and Livermore for construction of the Axis Community Health Clinic.

Financing


	Fund Type	Grant Year	Grant	Funded Amount	Drawn In Program Year	Drawn Thru Program Year
CDBG	EN	2016	B16MC060050	\$20,062.00	\$20,062.00	\$20,062.00
Total	Total			\$20,062.00	\$20,062.00	\$20,062.00

Proposed Accomplishments

Actual Accomplishments

Number assisted:

	Owner		Renter		Total		Person	
	Total	Hispanic	Total	Hispanic	Total	Hispanic	Total	Hispanic
White:					0	0		
Black/African American:					0	0		
Asian:					0	0		
American Indian/Alaskan Native:					0	0		
Native Hawaiian/Other Pacific Islander:					0	0		
American Indian/Alaskan Native & White:					0	0		
Asian White:					0	0		
Black/African American & White:					0	0		
American Indian/Alaskan Native & Black/African American:					0	0		
Other multi-racial:					0	0		
Asian/Pacific Islander:					0	0		
Hispanic:					0	0		
Total:	0	0	0	0	0	0	0	0
Female-headed Households:					0			



U.S. Department of Housing and Urban Development
Office of Community Planning and Development
Integrated Disbursement and Information System
CDBG Activity Summary Report (GPR) for Program Year 2016
PLEASANTON

Date: 29-Nov-2017

Time: 18:06


Page: 12

Income Category:

	Owner	Renter	Total	Person
Extremely Low			0	
Low Mod			0	
Moderate			0	
Non Low Moderate			0	
Total	0	0	0	0
Percent Low/Mod				

Annual Accomplishments

No data returned for this view. This might be because the applied filter excludes all data.



U.S. Department of Housing and Urban Development
 Office of Community Planning and Development
 Integrated Disbursement and Information System
 CDBG Activity Summary Report (GPR) for Program Year 2016
 PLEASANTON

Date: 29-Nov-2017
 Time: 18:06
 Page: 13

PGM Year: 2016
Project: 0004 - Tri-Valley Haven - Phone System Replacement
IDIS Activity: 286 - Tri-Valley Haven Telephone System Replacement

Status: Completed 6/30/2017 12:00:00 AM
Location: Address Suppressed
Objective: Create suitable living environments
Outcome: Availability/accessibility
Matrix Code: Public Facilities and Improvement (General) (03)
National Objective: LMC

Initial Funding Date: 05/04/2017

Description:

Replacement of the installed phone system which serves the Tri-Valley Haven crisis hotline. The Tri-Valley Haven is a non-profit homeless and domestic violence services agency located in Livermore.

Financing

	Fund Type	Grant Year	Grant	Funded Amount	Drawn In Program Year	Drawn Thru Program Year
CDBG	EN	2016	B16MC060050	\$25,000.00	\$25,000.00	\$25,000.00
Total	Total			\$25,000.00	\$25,000.00	\$25,000.00


Proposed Accomplishments

People (General) : 1,000

Actual Accomplishments

Number assisted:

	Owner		Renter		Total		Person	
	Total	Hispanic	Total	Hispanic	Total	Hispanic	Total	Hispanic
White:	0	0	0	0	0	0		0
Black/African American:	0	0	0	0	0	0	0	0
Asian:	0	0	0	0	0	0	0	0
American Indian/Alaskan Native:	0	0	0	0	0	0	0	0
Native Hawaiian/Other Pacific Islander:	0	0	0	0	0	0	0	0
American Indian/Alaskan Native & White:	0	0	0	0	0	0	0	0
Asian White:	0	0	0	0	0	0	0	0
Black/African American & White:	0	0	0	0	0	0	0	0
American Indian/Alaskan Native & Black/African American:	0	0	0	0	0	0	0	0
Other multi-racial:	0	0	0	0	0	0	352	0
Asian/Pacific Islander:	0	0	0	0	0	0	0	0
Hispanic:	0	0	0	0	0	0	0	0
Total:	0	0	0	0	0	0	352	0
Female-headed Households:	0		0		0			



U.S. Department of Housing and Urban Development
 Office of Community Planning and Development
 Integrated Disbursement and Information System
 CDBG Activity Summary Report (GPR) for Program Year 2016
 PLEASANTON


Date: 29-Nov-2017
 Time: 18:06
 Page: 14

Income Category:

	Owner	Renter	Total	Person
Extremely Low	0	0	0	0
Low Mod	0	0	0	0
Moderate	0	0	0	0
Non Low Moderate	0	0	0	352
Total	0	0	0	352
Percent Low/Mod				0.0%

Annual Accomplishments

Years	Accomplishment Narrative	# Benefiting
2016	Tri-Valley Haven operates a 24-hour crisis line 365 days a year offering critical services to survivors of domestic violence, sexual assault and homelessness and poverty. Using CDBG funds, it purchased and installed a new digital phone system, specifically an ESI communications and voicemail system at four Tri-Valley Haven sites: our community building where our rape crisis center and counseling services are located, our domestic violence shelter, homeless shelter, and food pantry. A communications server was installed at each location, along with multiple phones: 30 at the community building, 10 at the domestic violence shelter, 4 at the homeless shelter, and 4 at the food pantry for a total of 48 phones. Each server was networked together via virtual private network which allows for seamless interoffice communications. In FY2016-2017, Tri-Valley Haven provided crisis line services to 5,443 clients, of which 352 clients identified themselves as being Pleasanton residents.	



U.S. Department of Housing and Urban Development
 Office of Community Planning and Development
 Integrated Disbursement and Information System
 CDBG Activity Summary Report (GPR) for Program Year 2016
 PLEASANTON

Date: 29-Nov-2017
 Time: 18:06
 Page: 15

PGM Year: 2016
Project: 0005 - Open Heart Kitchen - Senior Meal Programs
IDIS Activity: 287 - Open Heart Kitchen - Senior Meals Program

Status: Completed 6/30/2017 12:00:00 AM
Location: 5353 Sunol Blvd Pleasanton, CA 94566-7607
Objective: Create suitable living environments
Outcome: Sustainability
Matrix Code: Senior Services (05A) **National Objective:** LMC

Initial Funding Date: 06/01/2017

Description:
 Open Heart Kitchen will provide free hot meals to low income seniors participating in congregate meal programs located at Ridgeview Commons (affordable senior housing development) and the Senior Center.

Financing

	Fund Type	Grant Year	Grant	Funded Amount	Drawn In Program Year	Drawn Thru Program Year
CDBG	EN	2016	B16MC060050	\$40,905.00	\$40,905.00	\$40,905.00
Total	Total			\$40,905.00	\$40,905.00	\$40,905.00


Proposed Accomplishments

People (General) : 1,800

Actual Accomplishments

Number assisted:

	Owner		Renter		Total		Person	
	Total	Hispanic	Total	Hispanic	Total	Hispanic	Total	Hispanic
White:	0	0	0	0	0	0	730	185
Black/African American:	0	0	0	0	0	0	5	0
Asian:	0	0	0	0	0	0	180	5
American Indian/Alaskan Native:	0	0	0	0	0	0	6	0
Native Hawaiian/Other Pacific Islander:	0	0	0	0	0	0	18	0
American Indian/Alaskan Native & White:	0	0	0	0	0	0	0	0
Asian White:	0	0	0	0	0	0	0	0
Black/African American & White:	0	0	0	0	0	0	0	0
American Indian/Alaskan Native & Black/African American:	0	0	0	0	0	0	0	0
Other multi-racial:	0	0	0	0	0	0	34	8
Asian/Pacific Islander:	0	0	0	0	0	0	0	0
Hispanic:	0	0	0	0	0	0	0	0
Total:	0	0	0	0	0	0	973	198
Female-headed Households:	0		0		0			



U.S. Department of Housing and Urban Development
Office of Community Planning and Development
Integrated Disbursement and Information System
CDBG Activity Summary Report (GPR) for Program Year 2016
PLEASANTON

Date: 29-Nov-2017

Time: 18:06


Page: 16

Income Category:

	Owner	Renter	Total	Person
Extremely Low	0	0	0	633
Low Mod	0	0	0	195
Moderate	0	0	0	145
Non Low Moderate	0	0	0	0
Total	0	0	0	973
Percent Low/Mod				100.0%

Annual Accomplishments

Years	Accomplishment Narrative	# Benefiting
2016	Open Heart Kitchen serves freshly prepared, nutritious meals to low income senior residents (60+ years of age) of Pleasanton through its Senior Lunch Program 5 days a week at the Pleasanton Senior Center (11:45am - 1pm) and its Senior Dinner Program 5 days week at Ridge View Commons Senior Housing Complex (4pm - 6pm). In FY2016-2017, Open Heart Kitchen served a total of 25,295 meals to 973 seniors.	



U.S. Department of Housing and Urban Development
 Office of Community Planning and Development
 Integrated Disbursement and Information System
 CDBG Activity Summary Report (GPR) for Program Year 2016
 PLEASANTON

Date: 29-Nov-2017
 Time: 18:06
 Page: 17

PGM Year: 2016
Project: 0006 - City of Pleasanton - Administration
IDIS Activity: 288 - Program Administration

Status: Completed 6/30/2017 12:00:00 AM
Location: ,
Objective:
Outcome:
Matrix Code: General Program Administration (21A) **National Objective:**

Initial Funding Date: 05/04/2017

Description:
 Staff and administration costs for CDBG Program.

Financing

	Fund Type	Grant Year	Grant	Funded Amount	Drawn In Program Year	Drawn Thru Program Year
CDBG	EN	2016	B16MC060050	\$54,539.40	\$54,539.40	\$54,539.40
Total	Total			\$54,539.40	\$54,539.40	\$54,539.40

Proposed Accomplishments


Actual Accomplishments

Number assisted:

	Owner		Renter		Total		Person	
	Total	Hispanic	Total	Hispanic	Total	Hispanic	Total	Hispanic
White:					0	0		
Black/African American:					0	0		
Asian:					0	0		
American Indian/Alaskan Native:					0	0		
Native Hawaiian/Other Pacific Islander:					0	0		
American Indian/Alaskan Native & White:					0	0		
Asian White:					0	0		
Black/African American & White:					0	0		
American Indian/Alaskan Native & Black/African American:					0	0		
Other multi-racial:					0	0		
Asian/Pacific Islander:					0	0		
Hispanic:					0	0		
Total:	0	0	0	0	0	0	0	0
Female-headed Households:					0			

Income Category:

Owner Renter Total Person



U.S. Department of Housing and Urban Development
Office of Community Planning and Development
Integrated Disbursement and Information System
CDBG Activity Summary Report (GPR) for Program Year 2016
PLEASANTON

Date: 29-Nov-2017


Time: 18:06

Page: 18

Extremely Low			0	
Low Mod			0	
Moderate			0	
Non Low Moderate			0	
Total	0	0	0	0
Percent Low/Mod				

Annual Accomplishments

No data returned for this view. This might be because the applied filter excludes all data.



U.S. Department of Housing and Urban Development
Office of Community Planning and Development
Integrated Disbursement and Information System
CDBG Activity Summary Report (GPR) for Program Year 2016
PLEASANTON

Date: 29-Nov-2017


Time: 18:06

Page: 19

Total Funded Amount:	\$1,365,758.65
Total Drawn Thru Program Year:	\$401,014.83
Total Drawn In Program Year:	\$142,870.40

IDIS REPORTS

PR 26 – CDBG Financial Summary Report



Office of Community Planning and Development
U.S. Department of Housing and Urban Development
Integrated Disbursement and Information System
PR26 - CDBG Financial Summary Report
Program Year 2016
PLEASANTON , CA

DATE: 11-28-17
TIME: 17:03
PAGE: 1

PART I: SUMMARY OF CDBG RESOURCES

01 UNEXPENDED CDBG FUNDS AT END OF PREVIOUS PROGRAM YEAR	132,190.60
02 ENTITLEMENT GRANT	272,697.00
03 SURPLUS URBAN RENEWAL	0.00
04 SECTION 108 GUARANTEED LOAN FUNDS	0.00
05 CURRENT YEAR PROGRAM INCOME	0.00
05a CURRENT YEAR SECTION 108 PROGRAM INCOME (FOR SI TYPE)	0.00
06 FUNDS RETURNED TO THE LINE-OF-CREDIT	2,619.18
06a FUNDS RETURNED TO THE LOCAL CDBG ACCOUNT	0.00
07 ADJUSTMENT TO COMPUTE TOTAL AVAILABLE	0.00
08 TOTAL AVAILABLE (SUM, LINES 01-07)	407,506.78

PART II: SUMMARY OF CDBG EXPENDITURES

09 DISBURSEMENTS OTHER THAN SECTION 108 REPAYMENTS AND PLANNING/ADMINISTRATION	68,269.00
10 ADJUSTMENT TO COMPUTE TOTAL AMOUNT SUBJECT TO LOW/MOD BENEFIT	0.00
11 AMOUNT SUBJECT TO LOW/MOD BENEFIT (LINE 09 + LINE 10)	68,269.00
12 DISBURSED IN IDIS FOR PLANNING/ADMINISTRATION	54,539.40
13 DISBURSED IN IDIS FOR SECTION 108 REPAYMENTS	20,062.00
14 ADJUSTMENT TO COMPUTE TOTAL EXPENDITURES	0.00
15 TOTAL EXPENDITURES (SUM, LINES 11-14)	142,870.40
16 UNEXPENDED BALANCE (LINE 08 - LINE 15)	264,636.38

PART III: LOWMOD BENEFIT THIS REPORTING PERIOD

17 EXPENDED FOR LOW/MOD HOUSING IN SPECIAL AREAS	0.00
18 EXPENDED FOR LOW/MOD MULTI-UNIT HOUSING	0.00
19 DISBURSED FOR OTHER LOW/MOD ACTIVITIES	68,269.00
20 ADJUSTMENT TO COMPUTE TOTAL LOW/MOD CREDIT	0.00
21 TOTAL LOW/MOD CREDIT (SUM, LINES 17-20)	68,269.00
22 PERCENT LOW/MOD CREDIT (LINE 21/LINE 11)	100.00%

LOW/MOD BENEFIT FOR MULTI-YEAR CERTIFICATIONS

23 PROGRAM YEARS(PY) COVERED IN CERTIFICATION	PY: PY: PY:
24 CUMULATIVE NET EXPENDITURES SUBJECT TO LOW/MOD BENEFIT CALCULATION	0.00
25 CUMULATIVE EXPENDITURES BENEFITING LOW/MOD PERSONS	0.00
26 PERCENT BENEFIT TO LOW/MOD PERSONS (LINE 25/LINE 24)	0.00%

PART IV: PUBLIC SERVICE (PS) CAP CALCULATIONS

27 DISBURSED IN IDIS FOR PUBLIC SERVICES	40,905.00
28 PS UNLIQUIDATED OBLIGATIONS AT END OF CURRENT PROGRAM YEAR	0.00
29 PS UNLIQUIDATED OBLIGATIONS AT END OF PREVIOUS PROGRAM YEAR	0.00
30 ADJUSTMENT TO COMPUTE TOTAL PS OBLIGATIONS	0.00
31 TOTAL PS OBLIGATIONS (LINE 27 + LINE 28 - LINE 29 + LINE 30)	40,905.00
32 ENTITLEMENT GRANT	272,697.00
33 PRIOR YEAR PROGRAM INCOME	0.00
34 ADJUSTMENT TO COMPUTE TOTAL SUBJECT TO PS CAP	0.00
35 TOTAL SUBJECT TO PS CAP (SUM, LINES 32-34)	272,697.00
36 PERCENT FUNDS OBLIGATED FOR PS ACTIVITIES (LINE 31/LINE 35)	15.00%

PART V: PLANNING AND ADMINISTRATION (PA) CAP

37 DISBURSED IN IDIS FOR PLANNING/ADMINISTRATION	108,323.40
38 PA UNLIQUIDATED OBLIGATIONS AT END OF CURRENT PROGRAM YEAR	0.00
39 PA UNLIQUIDATED OBLIGATIONS AT END OF PREVIOUS PROGRAM YEAR	54,539.40
40 ADJUSTMENT TO COMPUTE TOTAL PA OBLIGATIONS	0.00
41 TOTAL PA OBLIGATIONS (LINE 37 + LINE 38 - LINE 39 +LINE 40)	53,784.00
42 ENTITLEMENT GRANT	272,697.00
43 CURRENT YEAR PROGRAM INCOME	0.00
44 ADJUSTMENT TO COMPUTE TOTAL SUBJECT TO PA CAP	0.00
45 TOTAL SUBJECT TO PA CAP (SUM, LINES 42-44)	272,697.00
46 PERCENT FUNDS OBLIGATED FOR PA ACTIVITIES (LINE 41/LINE 45)	19.72%

IDIS REPORTS

PR 26 – Activity Summary

PR26 - Activity Summary by Selected Grant

Date Generated: 09/28/2017

Grantee: PLEASANTON

Grant Year: 2016

Total Grant Amount for 2016 Grant year = \$272,697.00													
State	Grantee Name	Grant Year	Grant Number	Activity Group	Matrix Code	National Objective	IDIS Activity	Activity Status	Amount Funded From Selected Grant	Amount Drawn From Selected Grant	% of CDBG Drawn From Selected Grant/Grant	Total CDBG Funded Amount (All Years All Sources)	Total CDBG Drawn Amount (All Years All Sources)
CA	PLEASANTON	2016	B16MC060050	Administrative And Planning	21A		288	Completed	\$54,539.40	\$54,539.40		\$54,539.40	\$54,539.40
				Administrative And Planning					\$54,539.40	\$54,539.40	20.00%	\$54,539.40	\$54,539.40
CA	PLEASANTON	2016	B16MC060050	Public Improvements	03	LMC	286	Completed	\$25,000.00	\$25,000.00		\$25,000.00	\$25,000.00
				Public Improvements					\$25,000.00	\$25,000.00	9.17%	\$25,000.00	\$25,000.00
CA	PLEASANTON	2016	B16MC060050	Public Services	05A	LMC	287	Completed	\$40,905.00	\$40,905.00		\$40,905.00	\$40,905.00
				Public Services					\$40,905.00	\$40,905.00	15.00%	\$40,905.00	\$40,905.00
CA	PLEASANTON	2016	B16MC060050	Repayments Of Section 108 Loans	19F		285	Open	\$20,062.00	\$20,062.00		\$20,062.00	\$20,062.00
				Repayments Of Section 108 Loans					\$20,062.00	\$20,062.00	7.36%	\$20,062.00	\$20,062.00
				Total 2016					\$140,506.40	\$140,506.40	51.52%	\$140,506.40	\$140,506.40
				Grand Total					\$140,506.40	\$140,506.40	51.52%	\$140,506.40	\$140,506.40

